

opk[®] system

Sliding door and window
system expert


Perfect sliding door system

More than 200 innovations were made---sliding roller, hardware, sliding track,
profile, door body and other systematic technical achievements!

Rights protection strategy---Users, construction sites, stores, manufacturers, the
national county network of professional lawyers rights protection!

Protect intellectual property rights---Is to protect the benign and sustainable
development of the industry, and also to protect our own legitimate interests!

**Use technology to perfect life, And to make
industry-benign sustainable development**



Head office profile

opk, founded in 1996, headquartered in China's famous hardware town---Xiaolan Town, Zhongshan City, the office plant covers a total area of 70,000 square meters, under which there are 1 overseas marketing center, 2 Two intelligent manufacturing bases, and dozens of branches. Established a German branch in 2017 to verify the opk system in the European market, and to justify the name of Made in China; Global sales drive opk R & D, with the world's best technology synchronization, sailing global strategy.

As a leading brand in the field of Sliding Roller Hardware, opk has been focusing on the R&D and production of full-space sliding door system solutions for nearly 30 years, and has established the world's only sliding system research institute, which is dedicated to the research and testing of product standards, raw materials, parts and finished product performance.

In 2022, opk invested more than 20 million yuan, took 3 years to develop and design, and launched the new slim opk perfect system, which integrates the comprehensive precipitation of more than 30 years by Xu Chao, the father of Sliding Roller, and owns more than 200 systematic patent technologies such as Sliding Roller, Hardware, Sliding Track, Profile and Door Frame. From the Appearance, production to the installation, it has achieved true minimalism, redefining the minimalist sliding door. Systematic research and development innovation, break through the long-term bottleneck of minimalist sliding door, open a new situation of industry development.

OPK Europe is a wholly owned subsidiary of Guangdong OPK SMART Home TECHNOLOGY Co., Ltd., headquartered in Germany, mainly engaged in the research and development, production and sales of high-end home sliding roller product system.

In order to realize the company's development strategy of "based on China and positioning the world", OPK is forward-looking and systematic layout. It sets up a factory in Germany, and actively integrates into the European high-end industrial chain. By absorbing European advanced concepts, technologies, processes, talents and industrial standards, and complementing Chinese companies, learn from each other, so as to achieve industrial upgrading, and obtain new power for innovation and development!

With the German headquarters as the center, and with the advantage of the European resources, rooted in Europe, and take this as a new strategic fulcrum, occupy the home sliding roller field to the high point, so as to realize the global development strategy of the company.

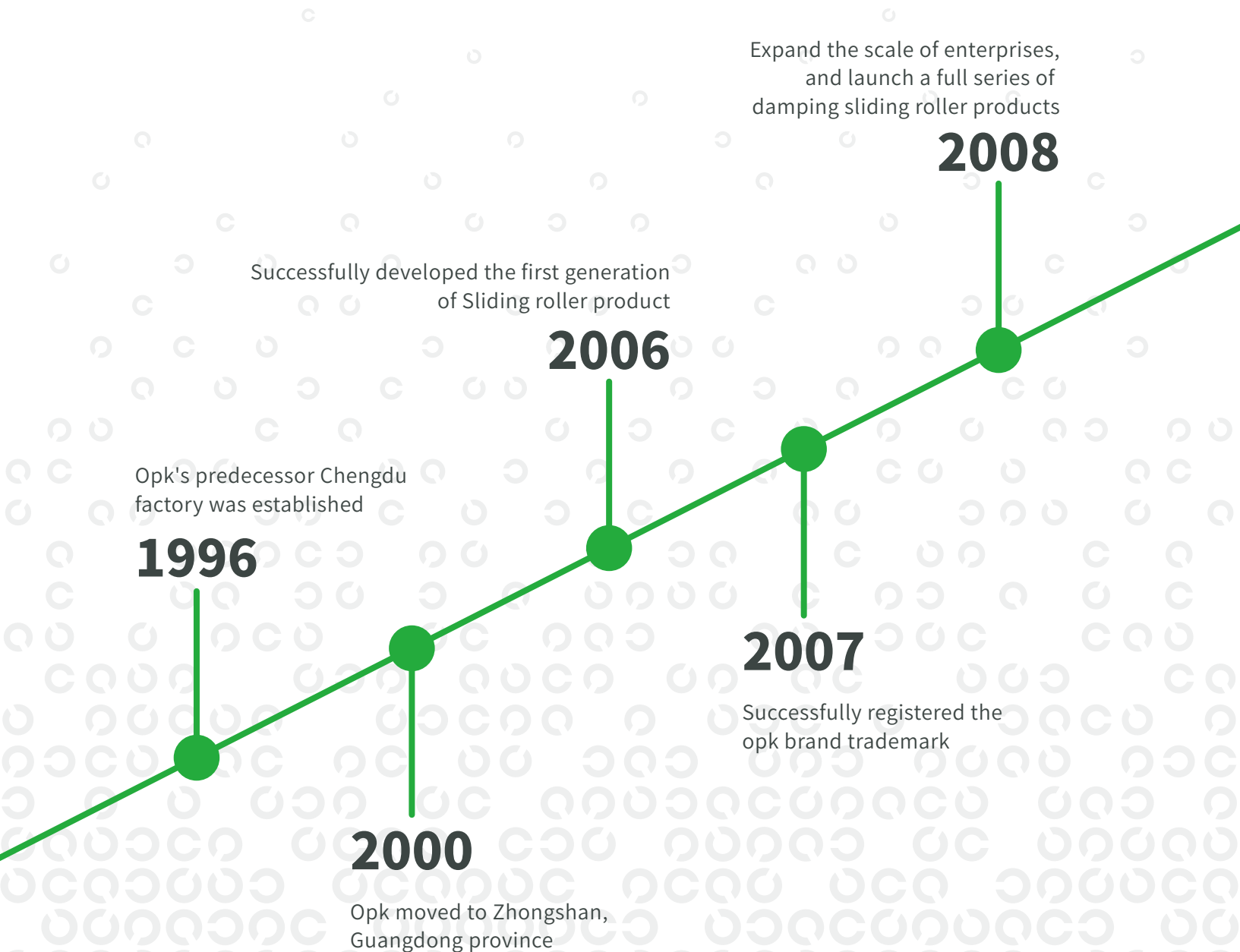
In the future, OPK European subsidiary will continue to adhere to the professional development concept of the Chinese parent company, and with the help of absorbing advanced design and manufacturing technology from Germany, it is committed to improving the home sliding roller industry, and providing global customers with better home sliding door system solutions.

Make products to the extreme, is our responsibility!

European Company Profile



development history



Received CNAS laboratory accreditation, and the comprehensive capability of sliding System Research Institute testing Center reaches the international accreditation standard; in September of the same year, launched the new slim system-opk perfect system for industry innovation breakthrough in 2022

Established opk Germany branch to start the globalization development strategy

2017

2022

2019

Launched all-space home sliding system products, providing all-space home sliding system solution services

2016

The Sliding system Research Institute was established, and the intelligent sliding track products were launched to the market

Icon



Top outfit

- The door slides under the ceiling



Side mounting

- The door slides in front of the wall



Pocket sliding door

- The door is stucked into the wall



Single door

- Apply to single leaf door



Two doors

- Apply to 2 doors



More than three doors

- Apply to more than three doors



Triple linkage door

- Apply to 3 doors



Door Width



Door height



Multiple doors are stacked up



Door thickness



Overlap sliding door



Heterotropic- synchronized starts

Icon



Door Weight



No buffering



Single buffering



Bidirectional buffering



The ESG Glass is recommended



**Suitable for aluminum-framed
glass doors**



Mobile phone APP control



Touch open mode



With magnetic



Remote control




Touch-free switch



Radar sensor

Catalogue

1 System Summary



Advantage function

1-8-2-2-3	01
6-3-1-0-3	03

Functional display

Hardware hidden	04
No swing / no sinking	04
Full system Anti-noise/ shockproof/Dust-proof track	05
Light booting/ left	05
No pre-installation/ No disassembling door rail maintenance	06
New door cover structure and installation	06

2 System analysis



2-A The sliding roller system

Perfect A01-G Hanging sliding roller Medium damping for Single door set (High equipment)	07
Perfect A01-B Hanging sliding roller Medium damping for Single door set(Standard)	09
Perfect system-30 low track hanging sliding roller heterotropic Damper for Single door set(High equipment)	11
Perfect A21 High-track Single-door Set	13
Perfect A21 High-track Single-door Set (with linkage accessories)	15
Perfect A02-G Hanging sliding 3 linkage door For Middle door set(High equipment) 40 system	17
Perfect A02-G Hanging sliding 3 linkage door for Middle door set(High equipment) 45 system	19
Perfect A02-B Hanging sliding 3 linkage door For Middle door set(Standard)40 system	21

Perfect A02-B Hanging sliding 3 linkage door For Middle door set(Standard)45 system	23
Perfect A02 floor guide wheel-right	24
Perfect A02 Hanging sliding roller for Two linkage doors with one free door fixer	24
Perfect A20 pocket door damper For hanging sliding roller set	25
Perfect A20 pocket door set	26
Perfect A80 Intelligent door For single door suit	29
Perfect A80 Intelligent Synchronized door set	30
Perfect A23 the invisible Door For single door set-Left	33
Perfect A23 the invisible Door For single door set-right	35
Perfect A60 swing door set	37

2-B Track system

Hanging sliding track profile	39
The invisible door track profile	42

2-C Door frame system

4016 Door frame system	43
4010 Door frame system	45
4516 Door frame system	47

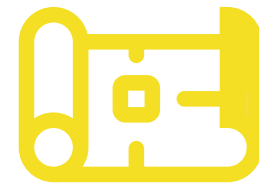
2-D Door cover system

	49
--	----

2-E Auxiliary accessories system

Door frame auxiliary accessories	52
Track auxiliary accessories	55
Door cover auxiliary accessories	55

3 Application Solution



Hanging sliding 2 Synchronized doors	57
Low hanging sliding 2 Overlap sliding doors	61
Hanging sliding Synchronized linkage door	65
Hanging sliding 3 linkage door	67
Hanging sliding 2 linkage doors with one free door	71
Hanging sliding Right Angle linkage door	75
Hanging sliding single pocket door	79
Intelligent electric door	81
The invisible door	85
The swing door	87

Review Instructions for the product manual

Product category

System overview **1**

System analysis **2**

Application solution **3**

Icon

System summary **1**

System analysis **2**

Application scheme **3**

The 2-A sliding roller system

The 2-B track system

The 2-C door frame system

The 2-D door cover system

The 2-E auxiliary accessories system

Product picture

Product size

2-A SLIDING ROLLER SYSTEM

System analysis
— Sliding roller system
— Hanging sliding roller accessory kit

Perfect A01-G Hanging sliding roller Medium damping for Single door set(High equipment)

Wheel Profile	1 Set/Box	WSP Code	CAD001-002
---------------	-----------	----------	------------

Order instructions
— Please order the profiles and tracks separately
— OVERLAP SLIDING 2 DOORS: Please order 2 sets of Perfect A01-G Hanging sliding roller Medium damping for Single door set(High equipment)

Technical overview of the product

product picture

Product size

Product name	Quantity	WSP Code	Product name	Quantity	WSP Code	Product name	Quantity	WSP Code
Stopper	x2	CAD91181-001	Single hanging sliding roller	x1	CAD91181-001	Two-way damping hanging roller cover	x1	CAD91181-001

Product order code

Related Product Page

More matching
— See page 39 for available Tracks
— See pages 43-48 for available Door Frame
— See page 49 for available Door Cover
See pages 57-60 for the Solution Diagram

Use technology to perfect life, And to make industry-benign sustainable development

07

2-B Track System

System analysis
— Track system
— Hanging sliding track profile

Technical overview of the product

Using Instructions of the product

Product order code

Product picture

Product size

Product name	Model Number	Product name	Model Number
Hanging sliding track	CPA-212-01	Double Link Double Track	CPA-212-02

Technical Overview
— Material: Aluminum Alloy
— Surface Treatment: oxidized flat light black
— Length: 5000mm

Usage Instructions
— Use with the Hanging B sliding roller system
— Length can be customized according to demand
— Pre-drilling and Screw fixation

Technical Overview
— Material: Aluminum Alloy
— Surface Treatment: oxidized flat light black
— Length: 5000mm

Usage Instructions
— Apply to 3 Linkage door or 2 Linkage doors with one free door
— Length can be customized according to demand
— Pre-drilling and Screw fixation

Technical Overview
— Material: Aluminum Alloy
— Surface Treatment: oxidized flat light black
— Length: 5000mm

Usage Instructions
— Apply to 3 Linkage door or 2 Linkage doors with one free door
— Length can be customized according to demand
— Pre-drilling and Screw fixation

Technical Overview
— Material: Aluminum Alloy
— Surface Treatment: oxidized flat light black
— Length: 5000mm

Usage Instructions
— Apply to Synchronized Linkage door
— Length can be customized according to demand
— Pre-drilling and Screw fixation

Product name **Model Number** **Product name** **Model Number**

Double Link Sliding Roller Track for 3 Sliding Track CPA-212-03 Double Link Sliding Roller Track for Double Sliding Track CPA-212-04

Double Link Sliding Roller Track for 3 Sliding Track CPA-212-01 Double Link Sliding Roller Track for Synchronized Linkage Door CPA-212-05

Use technology to perfect life, And to make industry-benign sustainable development

39

System summary

— 1-8-2-2-3

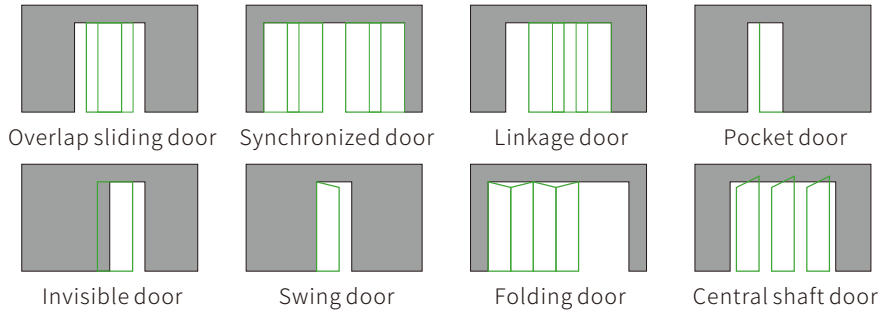
1-8-2-2-3



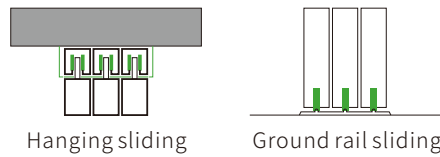
1 One type of door profile is universal for the whole system

Have more product scalability to quickly meet the new market demand

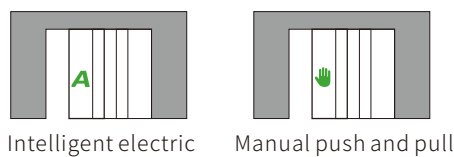
8 8 door applications, extended functions



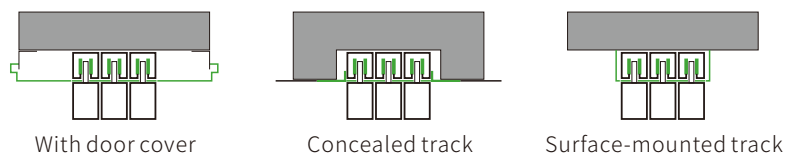
2 2 load-bearing modes, one-track conversion



2 2 start modes, extending the scene



3 3 door-opening closing solution to extend sales channels



System summary

—1-8-2-2-3

By changing one or two profiles or an accessory,
It can realize 8 door type applications, 2 load bearing modes,
2 starting modes and 3 door-opening closing solution,
It extends the functions, scenarios and sales channels of the product,
and also makes it easier to transform the load-bearing mode,
When the market needs change, the product can also be adjusted
quickly.






Extremely exquisite craft gap

Create a "seamless" sliding door,
High craft requirements are
No longer restricted!




6mm
track
visible gap




3mm
bottom gap




1mm
top gap



0mm
side gap



3mm
doors gap





**No notch, belt, and screw hole in sight/
notch, belt, and screw hole is invisible**

Through the systematic design of profiles and hardware, hardware is fully hidden, spare parts notches are not exposed, the appearance of the real sense of simplicity, help the minimalist design scheme landing, to create a high appearance level Of minimalist space.

The hidden hardware



Do not swing/do not sink

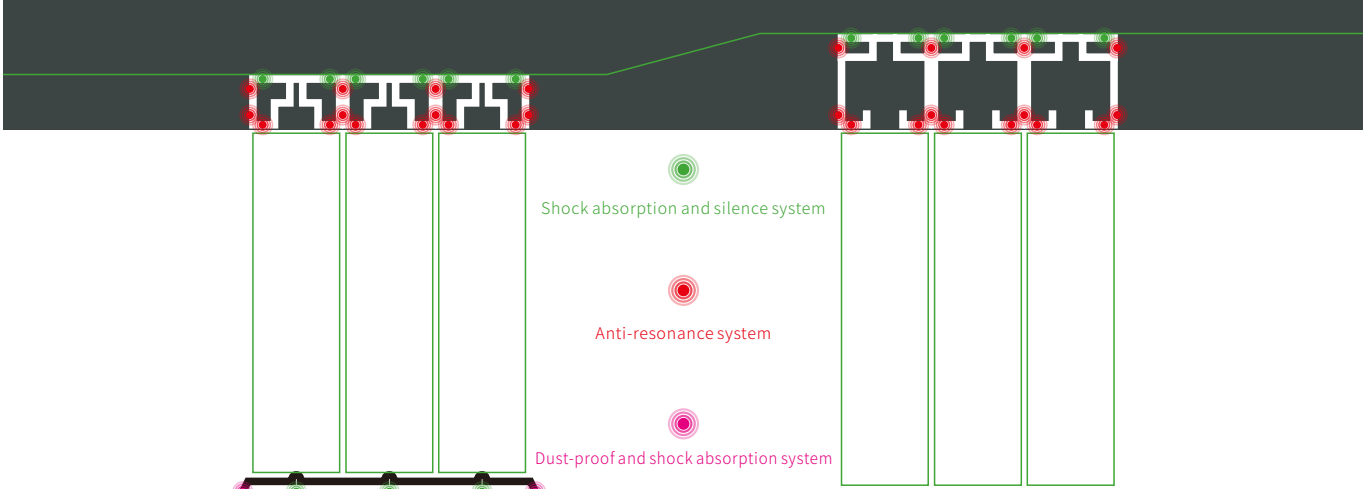
the cabinet door is also stable and durable,
Consumption and after-sales double worry-free!

The new anti-swing and anti-sinking design makes
the hanging sliding door as stable as the ground rail sliding door,
giving users a smooth and silky home sliding experience,
so that the door factory stores no longer need to worry about

Aero-grade material, high precision technology bottom wheel, to ensure the door sliding stable silky smooth



Quiet, shock-proof and dust-proof track throughout the system



Multi-point positioning anti-shock
Key mute design when moving door

Through the design of multi-point positioning shockproof system, the sliding door no longer has the noise affecting the normal life habits. Even the ground rail sliding is not afraid of dust, Create a quiet and comfortable home experience for users, Increase selling points for the finished product sales and promote transaction.

Light booting /light starting
Left and right mutual push
Old people and children also can easily open

Through the innovation of damping system, it realizes the bidirectional damping light start, safety and anti-clamping hand; The left and right can be opened, the installation of the left and right, simplified installation; Movable screen can be made, both directions can be used to meet The needs of different spatial layout.

Bidirectional damping light start, Safety and anti-clamping hand;

Global initiative left and right mutual push model
Mounting is not fixed on either side.



No pre-installation of tracks / no disassembling door rail maintenance

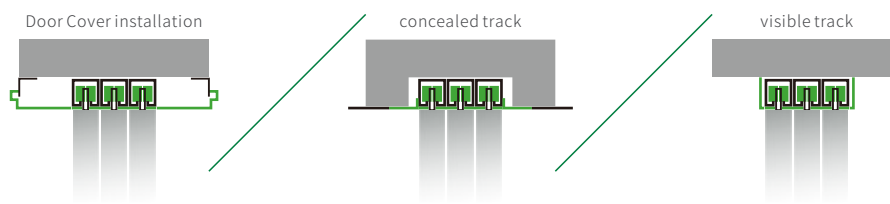
No cross construction, maintenance care does not remove track

- No pre-installation in the whole system/ no more cross construction
- Split structure/smooth sliding /easy installation
- No need to remove the door rail/maintenance is more convenient



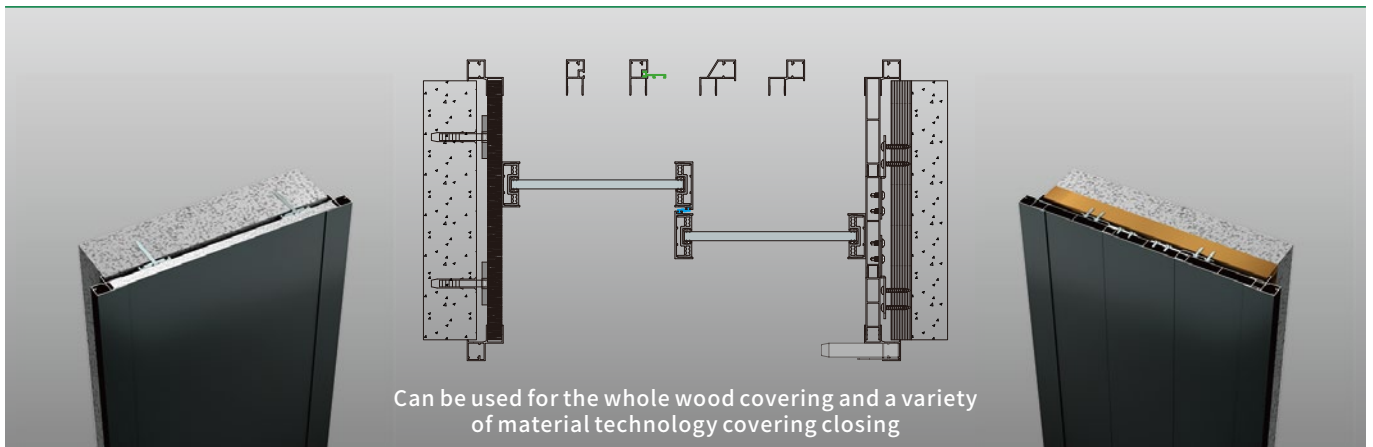
New door cover structure and installation mode

A variety of door closing schemes to extend sales channels



Same track gate system

Can realize line rail, door cover, open rail and other door plate hole closing mode
At the same time adapt to the door factory stores and decorative design company channel sales

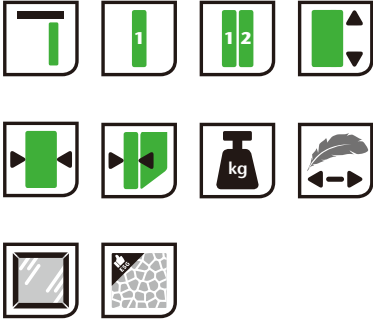


Can be used for the whole wood covering and a variety of material technology covering closing

System analysis

- Sliding roller system
- Hanging sliding roller accessory kit

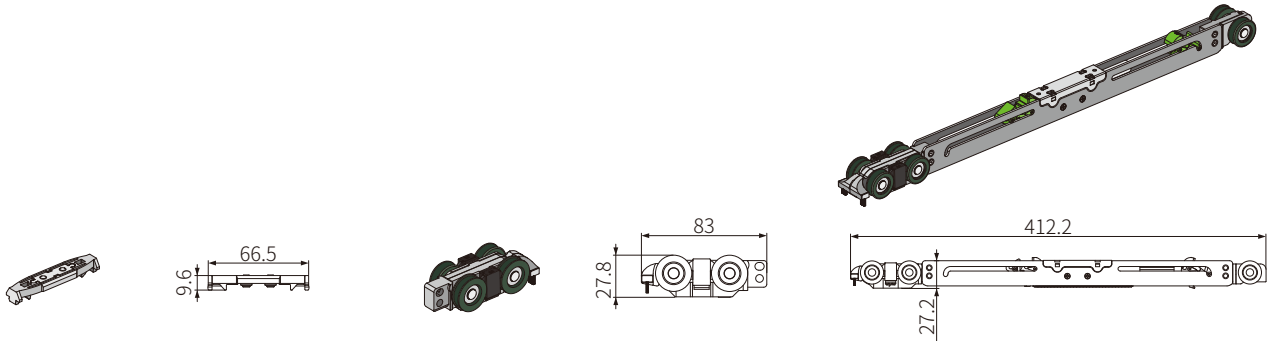
Perfect A01-G Hanging sliding roller Medium damping for Single door set(High equipment)	Inner Packing Specification	Outer Packing Specification	SAP Code
	1 set/box	20 boxes/case	CA420001-002



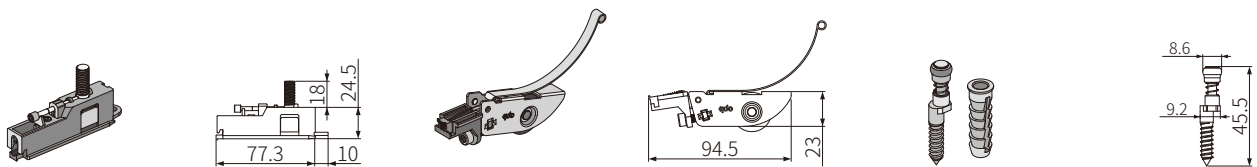
Single door width	≥600mm
Single door thickness	40 or 45mm
Suitable for Glass Thickness	8~11mm
Single door load bearing	≤80kg

Order instructions

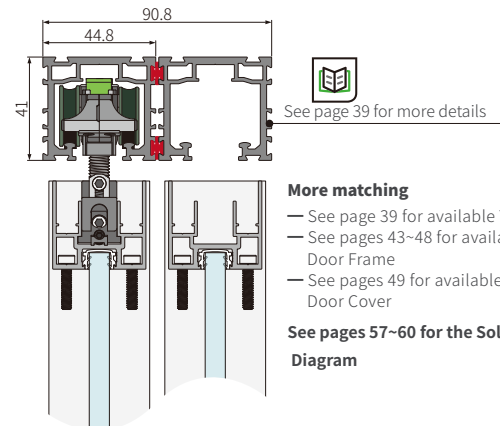
- Please order the profiles and tracks separately
- OVERLAP SLIDING 2 DOORS: Please order 2 sets of Perfect A01-G Hanging sliding roller Medium damping for Single door set(High equipment)



Product name	Quantity	SAP Code	Product name	Quantity	SAP Code	Product name	Quantity	SAP Code
Stopper	x2	CA991385-001	Single hanging sliding roller	x1	CA991383-001	Two-way damping hanging sliding roller	x1	CA991384-001



Product name	Quantity	SAP Code	Product name	Quantity	SAP Code	Product name	Quantity	SAP Code
Perfect A01-Hanging Box	x2	CA991441-001	Anti-swing wheel	x2	CA991387-001	the floor guide wheel	x1	CA991393-001



More matching

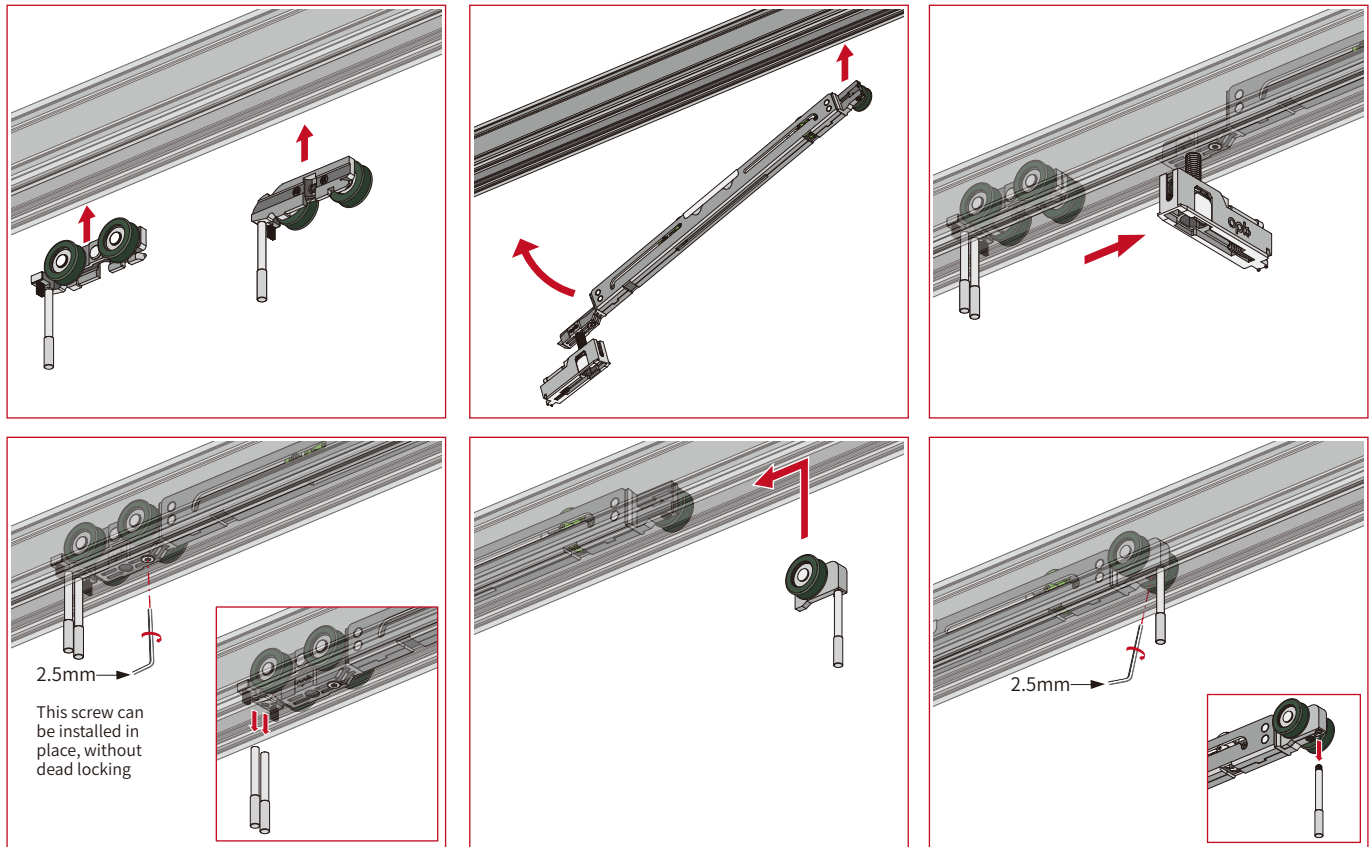
- See page 39 for available Tracks
- See pages 43~48 for available Door Frame
- See pages 49 for available Door Cover

See pages 57~60 for the Solution Diagram

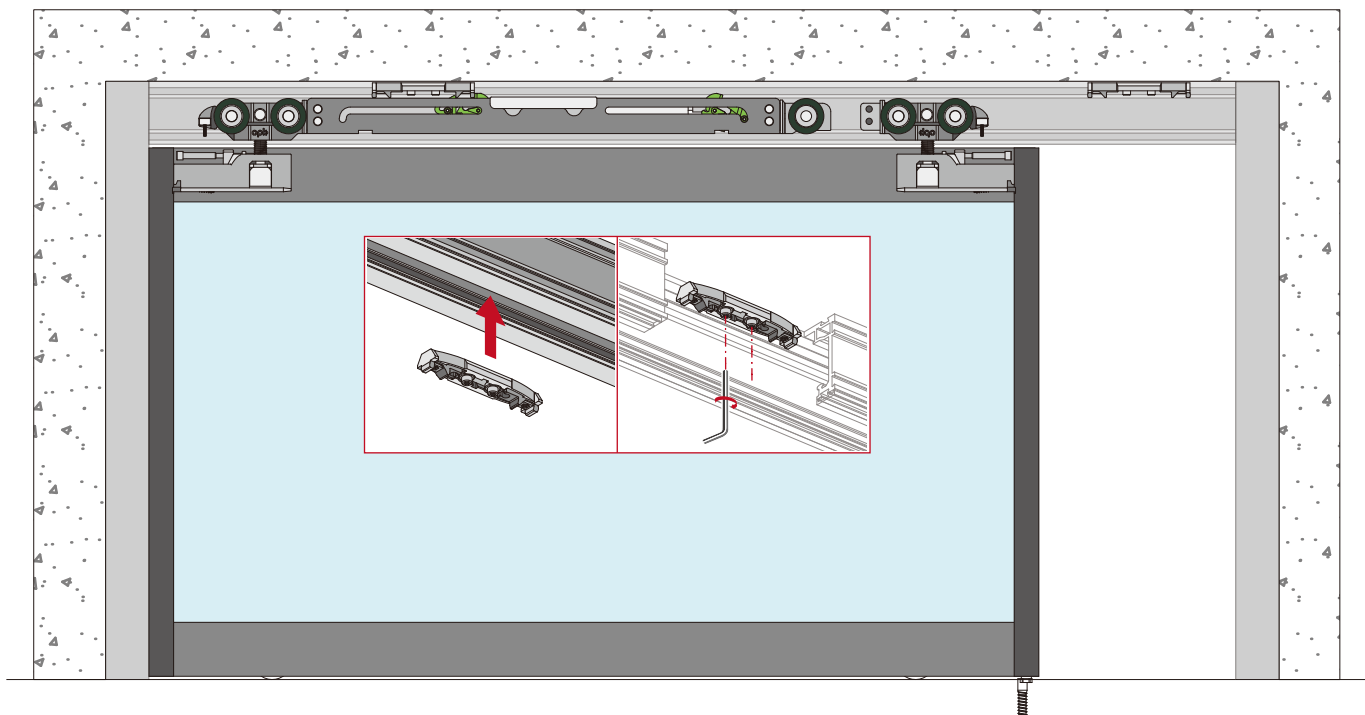
System analysis

- Sliding roller system
- Schematic diagram of the Hanging sliding roller Installation

Split sliding roller Installation



after-installing damper

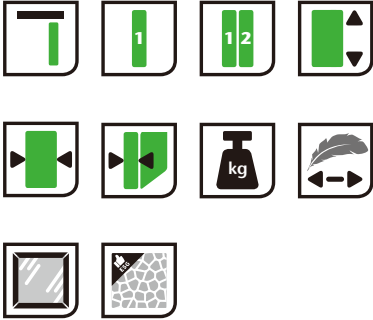


System analysis

- Sliding roller system
- Hanging sliding roller accessory kit

Perfect A01-B Hanging sliding roller Medium damping for Single door set(Standard)

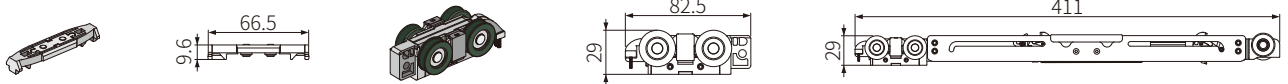
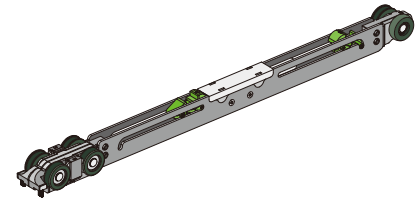
Inner Packing Specification	Outer Packing Specification	SAP Code
1 set/box	20 Sets /Carton	CA420002-004



Single door width	≥600mm
Single door thickness	40 or 45mm
Suitable for Glass Thickness	8~11mm
Single door load bearing	≤80kg

Order instructions

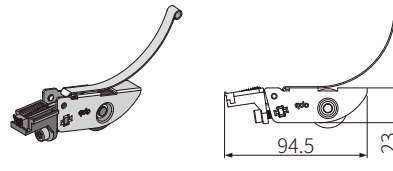
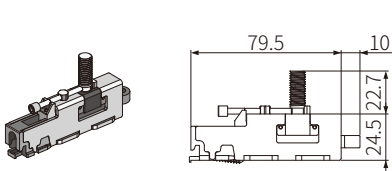
- Please order the profiles and tracks separately
- OVERLAP SLIDING 2 DOORS: Please order 2 sets of Perfect A01-B Hanging sliding roller Medium damping for Single door set (Standard)



Product name	Quantity	SAP Code
Stopper	x2	CA991385-001

Product name	Quantity	SAP Code
Single hanging sliding roller	x1	CA991621-001

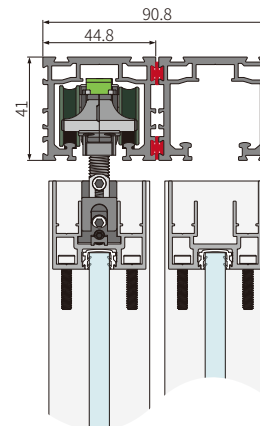
Product name	Quantity	SAP Code
Two-way damping hanging sliding roller	x1	CA991622-001



Product name	Quantity	SAP Code
Elastic hanging box (short)	x2	CA991397-001

Product name	Quantity	SAP Code
Anti-swing wheel	x2	CA991387-001

Product name	Quantity	SAP Code
the floor guide wheel	x1	CA991393-001



See page 39 for more details

More matching

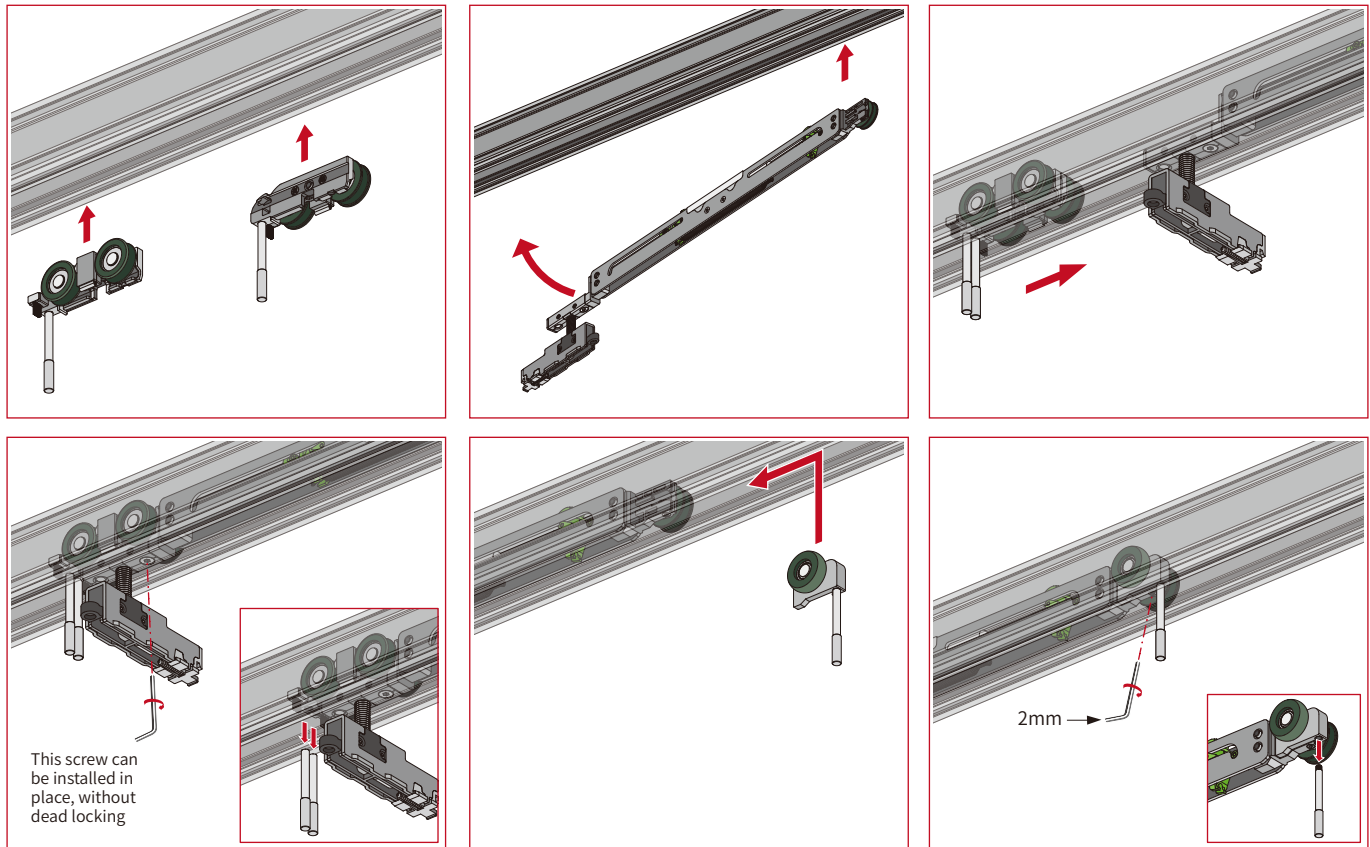
- See page 39 for available Tracks
- See pages 43~48 for available Door Frame
- See pages 49 for available Door Cover

See pages 57~60 for the Solution Diagram

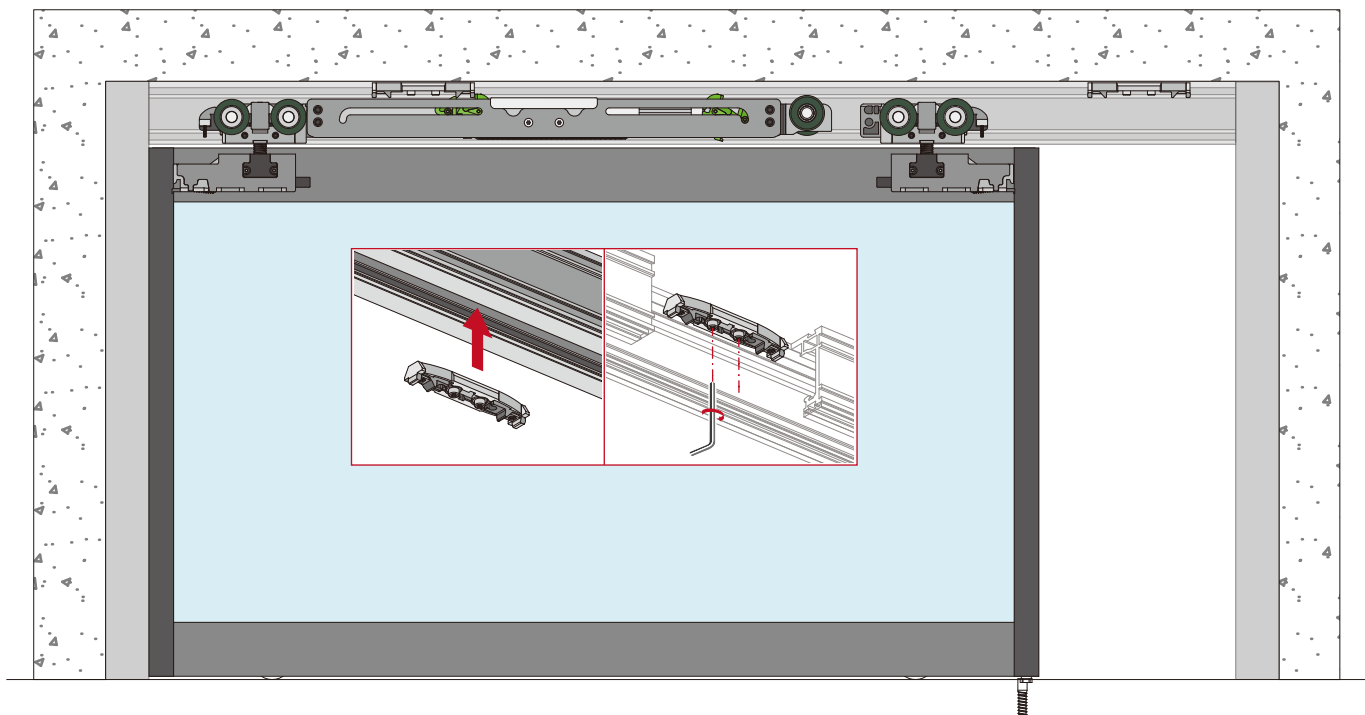
System analysis

- Sliding roller system
- Schematic diagram of the Hanging sliding roller Installation

Split sliding roller Installation



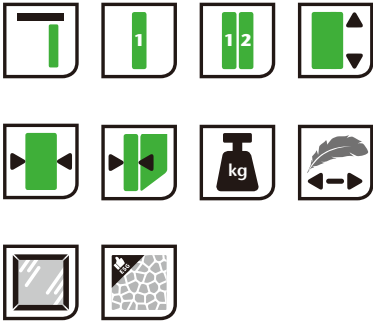
after-installing damper



System analysis

- Sliding roller system
- Hanging sliding roller accessory kit

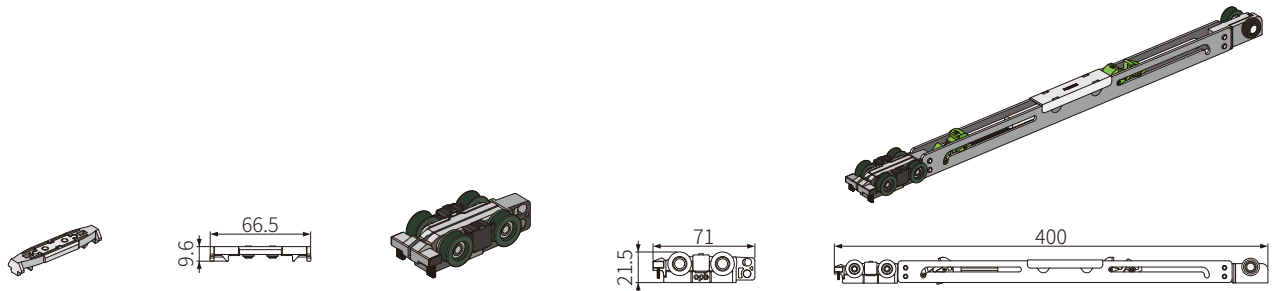
Perfect system-30 low track hanging sliding roller heterotropic Damper for Single door set(High equipment)	Inner Packing Specification	Outer Packing Specification	SAP code
	1 set/box	20 boxes/case	CA420007-001



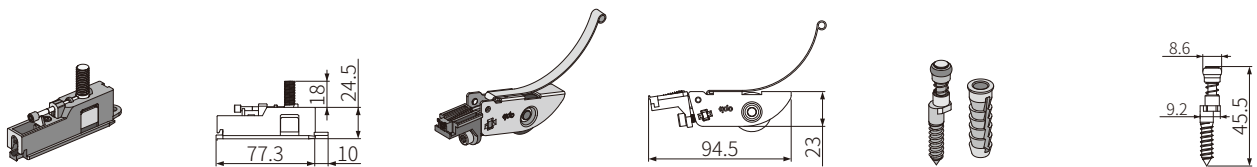
Single door width	≥600mm
Single door thickness	40 or 45mm
Suitable for Glass Thickness	8~11mm
Single door load bearing	≤80kg

Order instructions

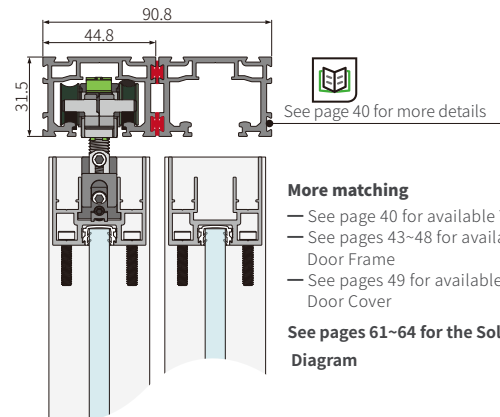
- Please order the profiles and tracks separately
- 2-Overlap sliding doors: please order 2 sets of Perfect system-30 low track Hanging sliding roller Synchronized damping single door set(High equipment)



Product name	Quantity	SAP Code	Product name	Quantity	SAP code	Product name	Quantity	SAP code
Stopper	x2	CA991385-001	Single hanging sliding roller	x1	CA991637-001	Two-way damping hanging sliding roller	x1	CA991638-001



Product name	Quantity	SAP Code	Product name	Quantity	SAP Code	Product name	Quantity	SAP Code
Perfect A01-Hanging Box	x2	CA991441-001	Anti-swing wheel	x2	CA991387-001	the floor guide wheel	x1	CA991393-001



More matching

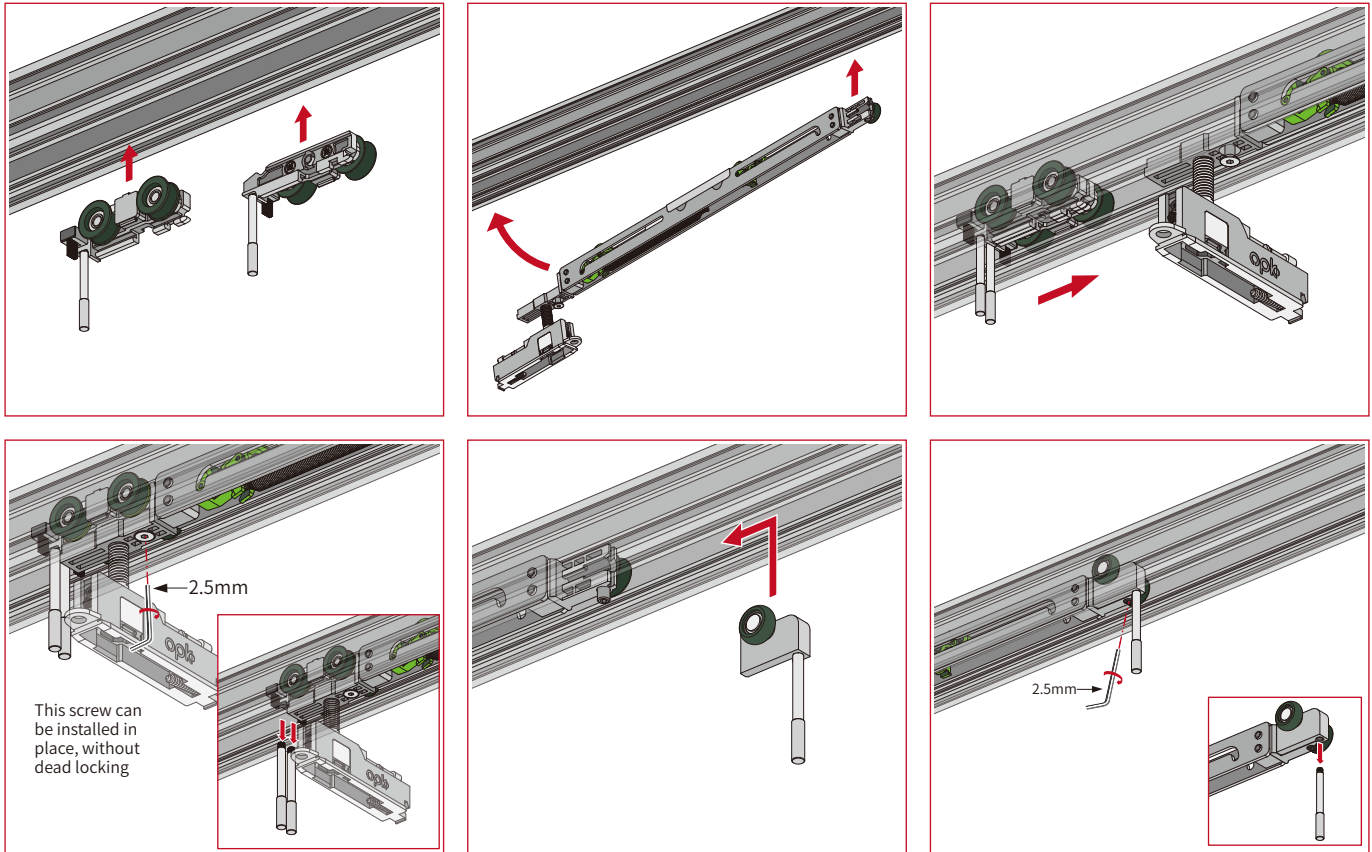
- See page 40 for available Tracks
- See pages 43~48 for available Door Frame
- See pages 49 for available Door Cover

See pages 61~64 for the Solution Diagram

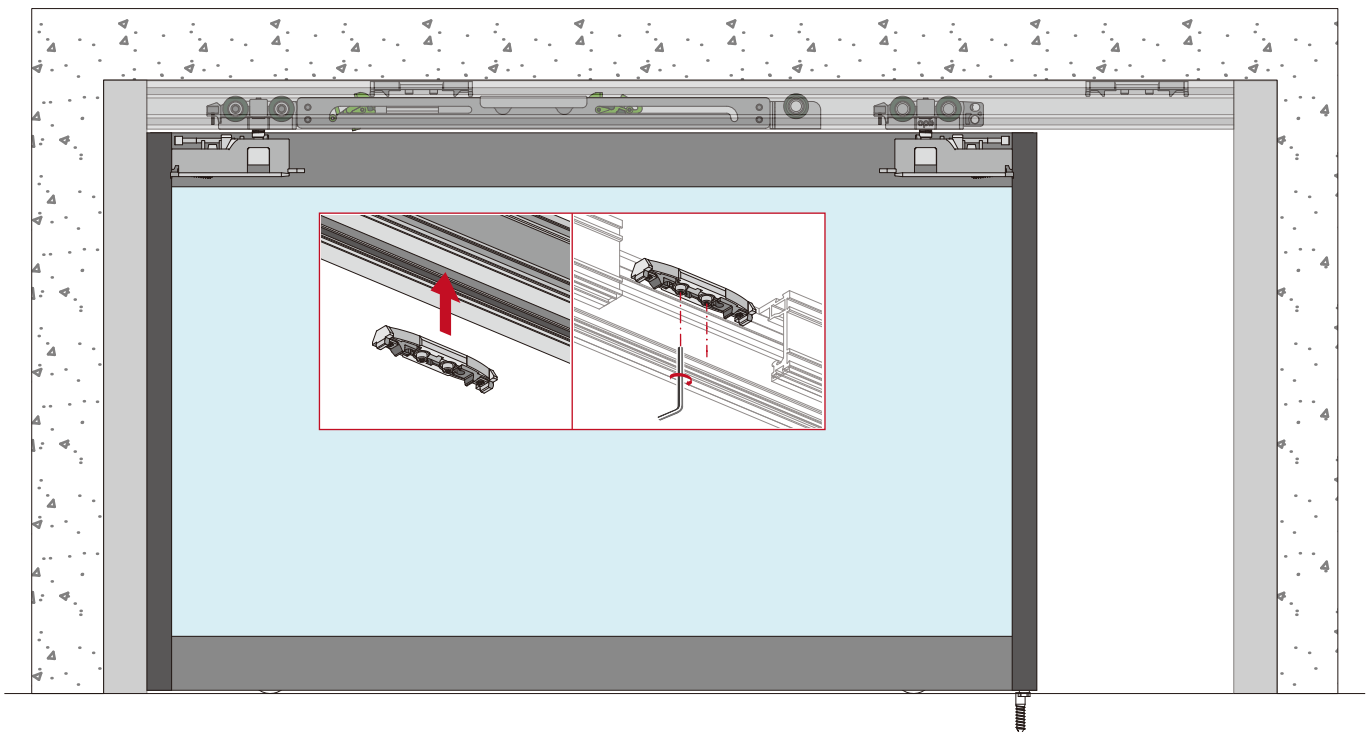
System analysis

- Sliding roller system
- Schematic diagram of the Hanging sliding roller Installation

Split sliding roller Installation



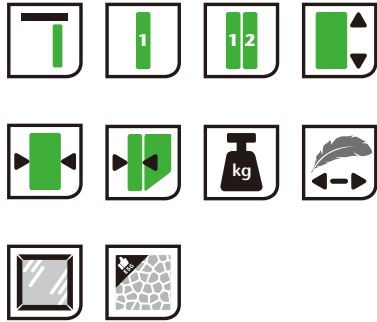
after-installing damper



System analysis

- Sliding roller system
- Hanging sliding roller accessory kit

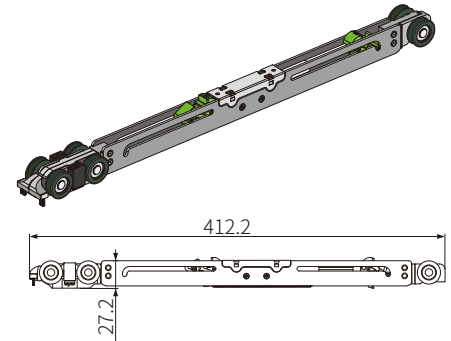
Perfect A21 High-track Single-door Set	Inner Packing Specification	Outer Packing Specification	SAP Code
	1 set/box	20 boxes/case	CA420003-002



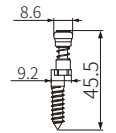
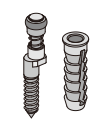
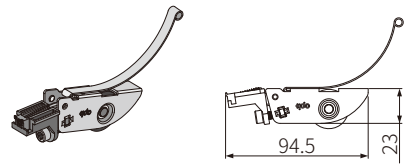
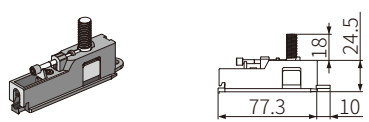
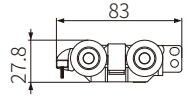
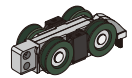
Single door width	≥600mm
Single door thickness	40 or 45mm
Suitable for Glass Thickness	8~11mm
Single door load bearing	≤80kg

Order instructions

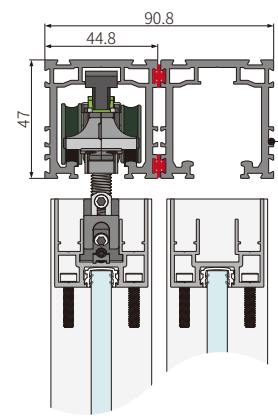
- Please order the profiles and tracks separately
- 2-Overlap sliding doors: Please order 2 sets of Perfect A21 high track single door set



Product name	Quantity	SAP Code	Product name	Quantity	SAP Code	Product name	Quantity	SAP Code
Synchronized door rolling out stopper	x2	CA991363-001	Single hanging sliding roller	x1	CA991383-001	Synchronized damping hanging sliding roller	x1	CA991384-001



Product name	Quantity	SAP Code	Product name	Quantity	SAP Code	Product name	Quantity	SAP Code
Perfect A01-Hanging Box	x2	CA991441-001	Anti-swing wheel	x2	CA991387-001	the floor guide wheel	x1	CA991393-001



See page 39 for more details

More matching

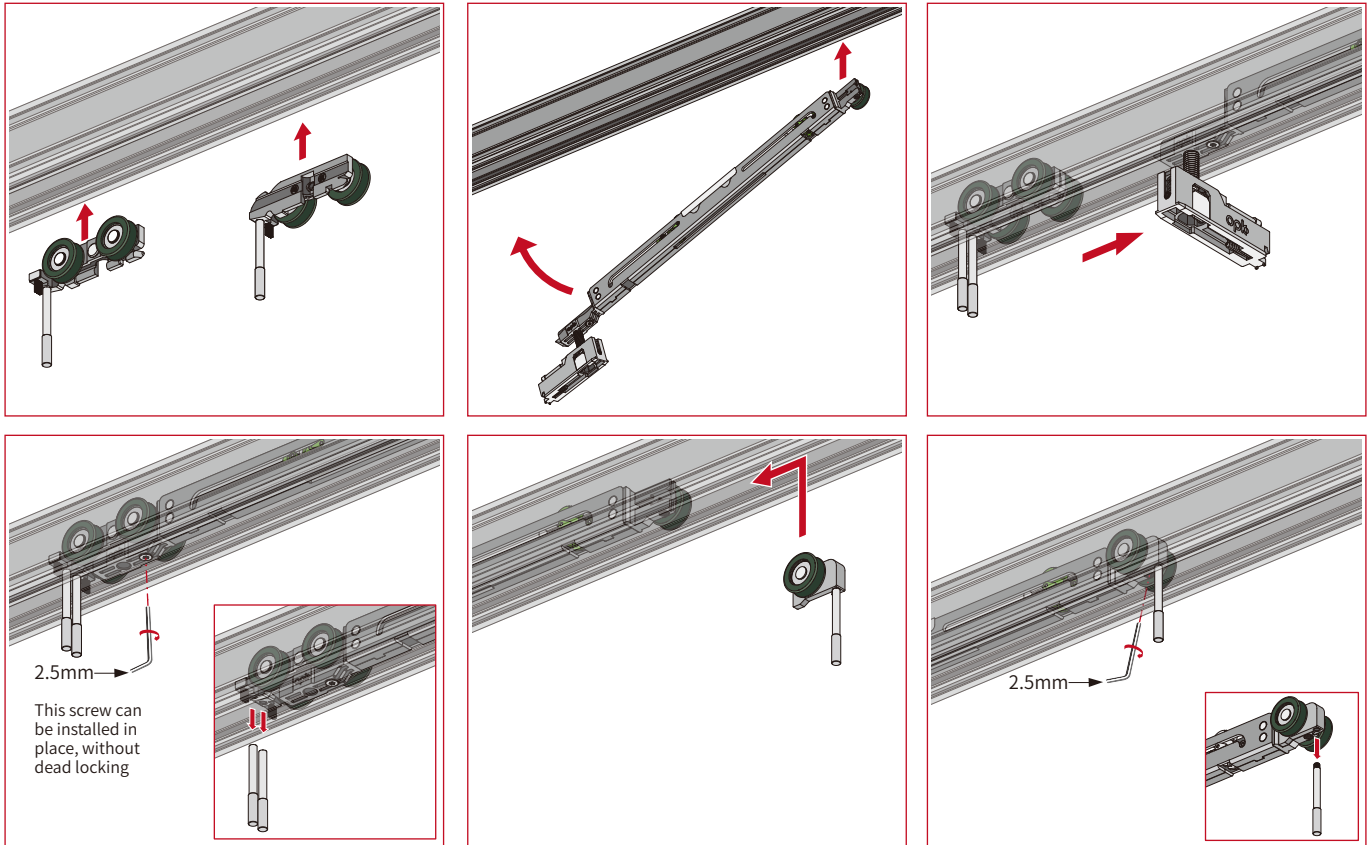
- See page 39 for available Tracks
- See pages 43~48 for available Door Frame
- See pages 49 for available Door Cover

See pages 65~66 for the Solution Diagram

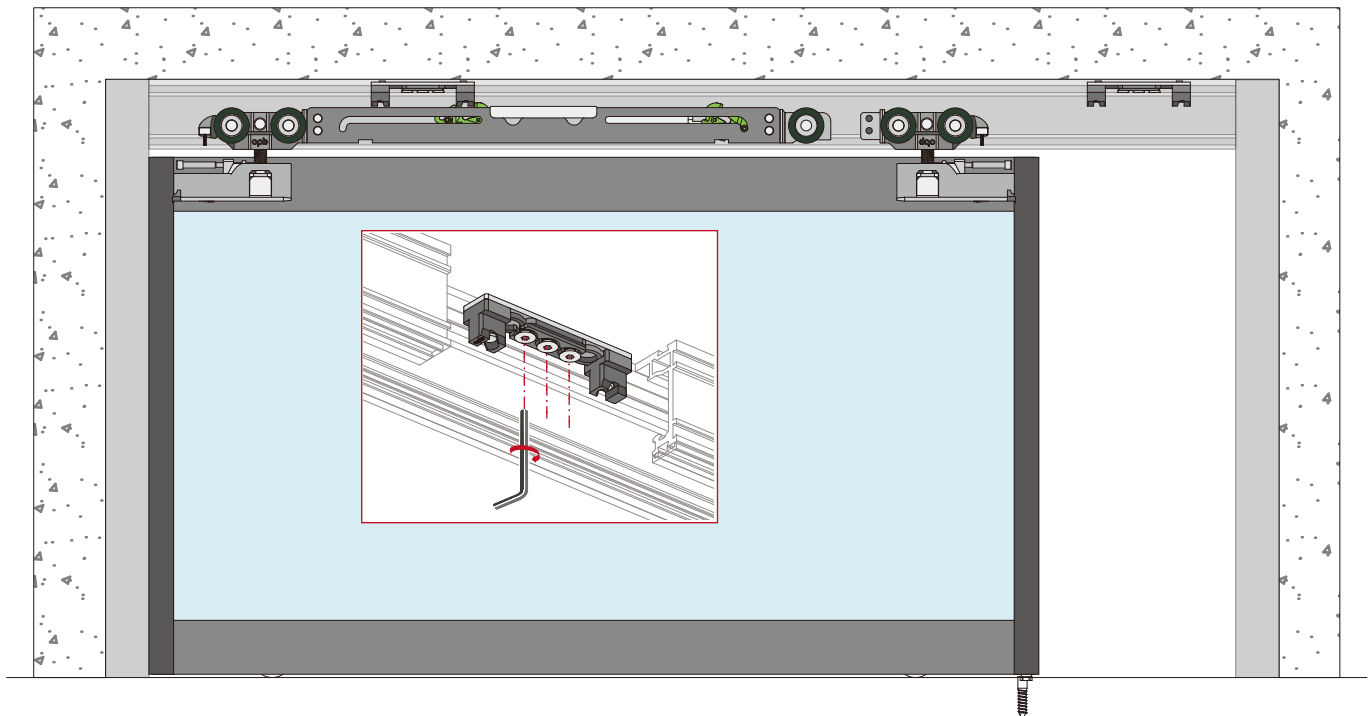
System analysis

- Sliding roller system
- Schematic diagram of the Hanging sliding roller Installation

Split sliding roller Installation



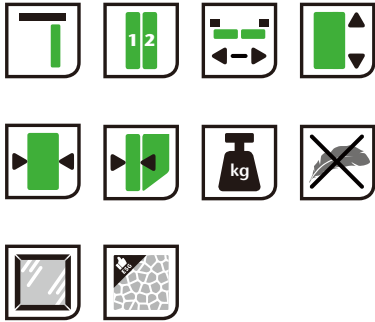
after-installing damper



System analysis

- Sliding roller system
- Hanging sliding roller accessory kit

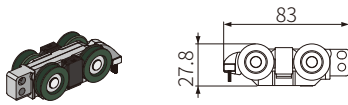
Perfect A21 High-track Single-door Set(with linkage accessories)	Inner Packing Specification	Outer Packing Specification	SAP code
	1 set/box	20 Sets /Carton	CA420003-003



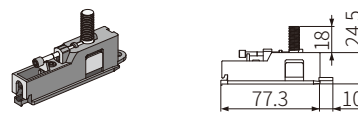
Single door width	Depending on the single-door set
Single door thickness	40mm
Suitable for Glass Thickness	8~11mm
Single door load bearing	≤60kg

Order instructions

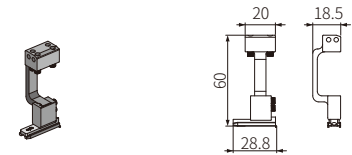
- Please order the profiles and tracks separately
- Synchronized Linkage Door: Please order one set of Perfect A21 high track single door set (With linkage accessories) and one set of Perfect A21 high track single door set



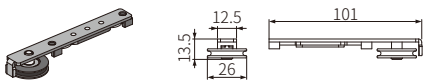
Product name	Quantity	SAP Code
Single hanging sliding roller	x1	CA991383-001



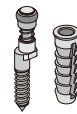
Product name	Quantity	SAP Code
Perfect A01-Hanging Box	x2	CA991441-001



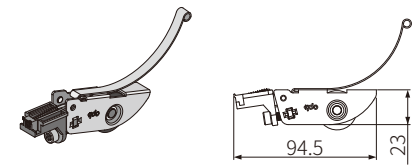
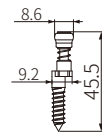
Product name	Quantity	SAP code
Synchronized linkage assembly	x2	CA991361-001



Product name	Quantity	SAP code
Synchronized door reel	x2	CA991362-001



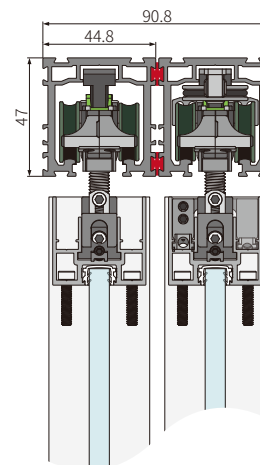
Product name	Quantity	SAP Code
the floor guide wheel	x1	CA991393-001



Product name	Quantity	SAP Code
Anti-swing wheel	x2	CA991387-001



Product name	Quantity	SAP code
Plastic coated wire rope	x1	125693



See page 39 for more details

More matching

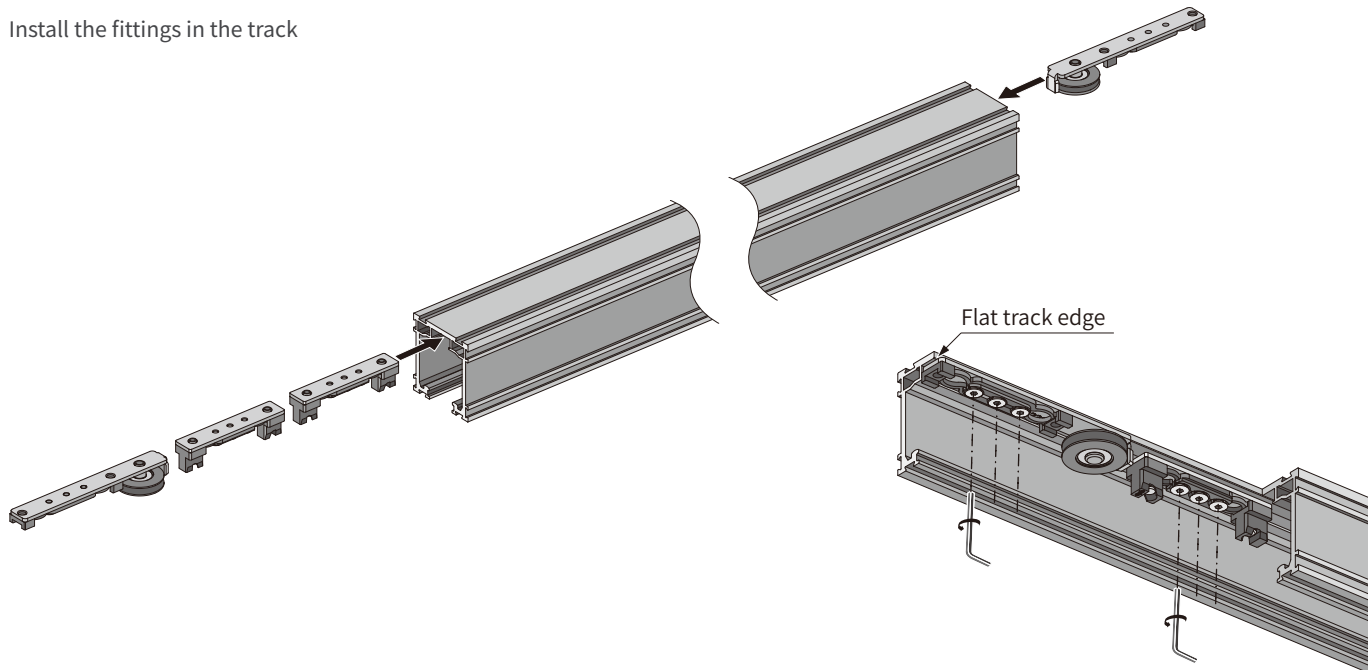
- See page 39 for available Tracks
- See pages 43~48 for available Door Frame
- See pages 49 for available Door Cover

See pages 65~66 for the Solution Diagram

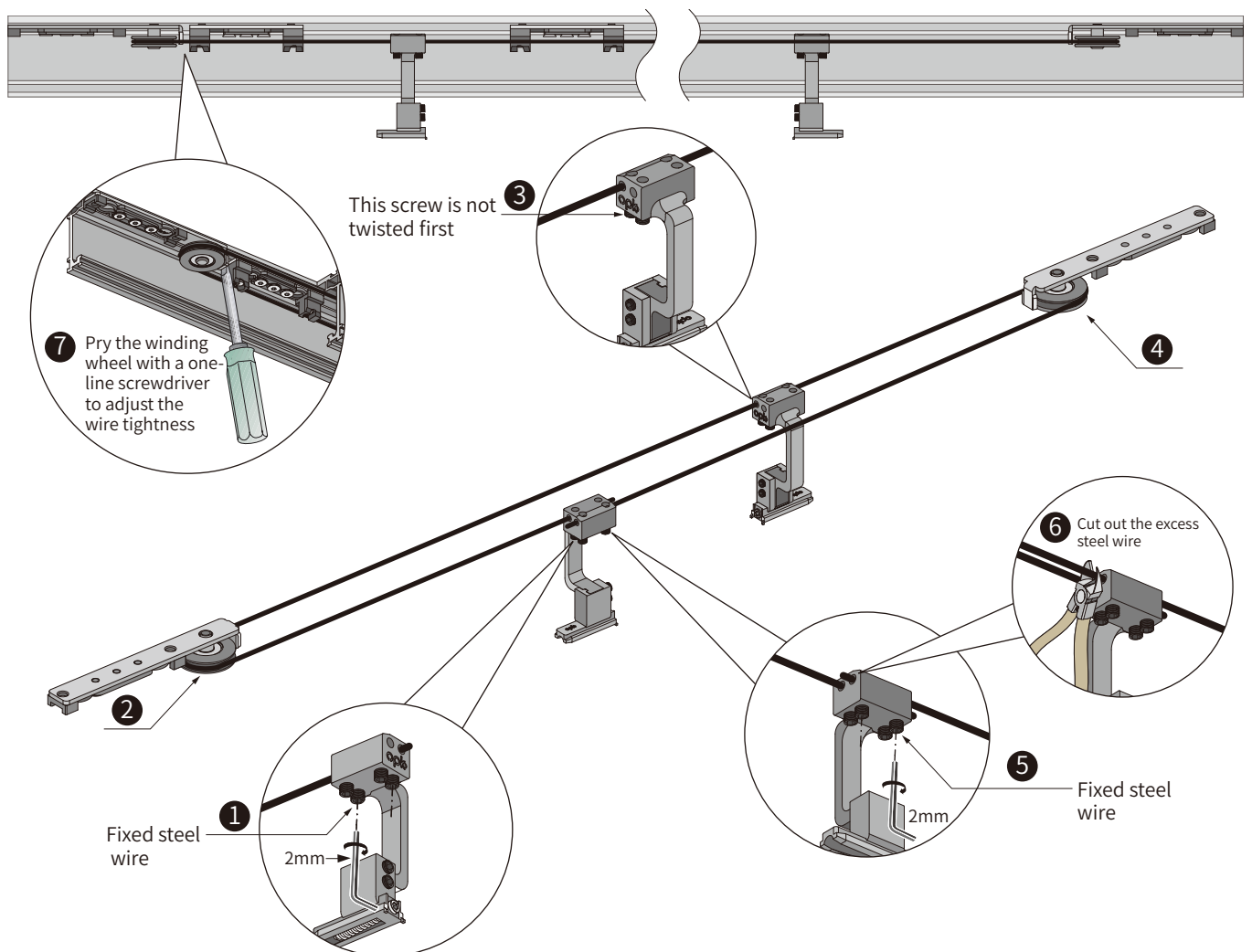
System analysis

- Sliding roller system
- Schematic diagram of the Hanging sliding roller Installation

Install the fittings in the track



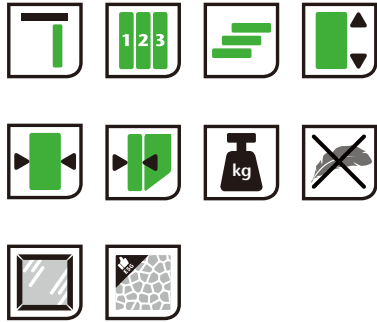
Wound steel wire



System analysis

- Sliding roller system
- Hanging sliding roller accessory kit

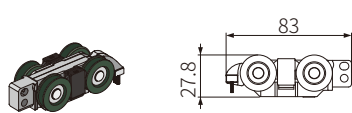
Perfect A02-G Hanging sliding 3 linkage door for Middle door set (High equipment)40 system	Inner Packing Specification	Outer Packing Specification	SAP code
	1 set/box	20 boxes/case	CA991399-001



Single door width	Depending on the single-door set
Single door thickness	40mm
Suitable for Glass Thickness	8~11mm
Single door load bearing	≤80kg

Order Instructions

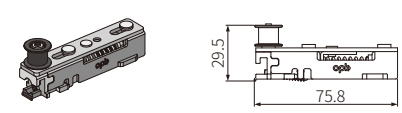
- Please order the profiles and tracks separately
- 3 LINKAGE DOOR: Please order 2 sets of Perfect A01-G Hanging sliding roller Medium damping for Single door set and 1 sets of Perfect A02-G Hanging sliding 3 linkage door for Middle door set(High equipment)40 system
- Right Angle Linkage Door: Please order 4 sets of Perfect A01-G Hanging sliding roller Medium damping for Single door set and 1 sets of Perfect A02-G Hanging sliding 3 linkage door for Middle door set(High equipment)40 system



Product name	Quantity	SAP code
Single hanging sliding roller	x2	CA991383-001



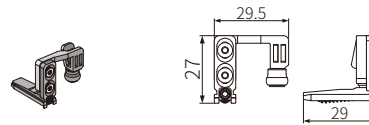
Product name	Quantity	SAP code
Perfect A01-Hanging Box	x2	CA991441-001



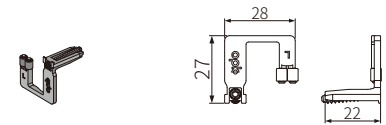
Product name	Quantity	SAP code
Easy Belt Sliding Roller (with elasticity)	x1	CA991582-001



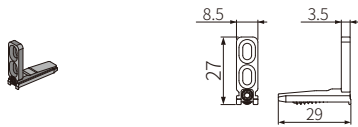
Product name	Quantity	SAP code
Easy Belt Sliding Roller	x1	CA991583-001



Product name	Quantity	SAP code
Hanging sliding roller belt clamp fixer	x2	CA991390-001



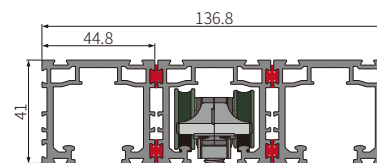
Product name	Quantity	SAP code
Bottom guide wheel (left)	x2	CA991392-001



Product name	Quantity	SAP code
Belt clamp limiter	x1	CA991398-001



Product name	Quantity	SAP code
2.5m Synchronous belt	x1	653705



See page 39 for available Tracks

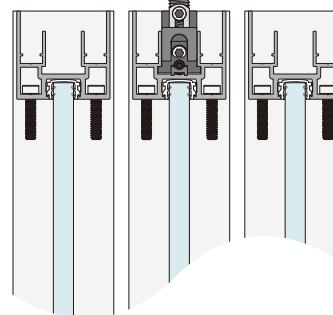
More matching

- See page 39 for available Tracks
- See pages 43~46 for available Door Frame
- See pages 49 for available Door Cover

The Solution Diagram

3 Linkage Door: See pages 67~70

Right Angle Linkage Door: See pages 75~78

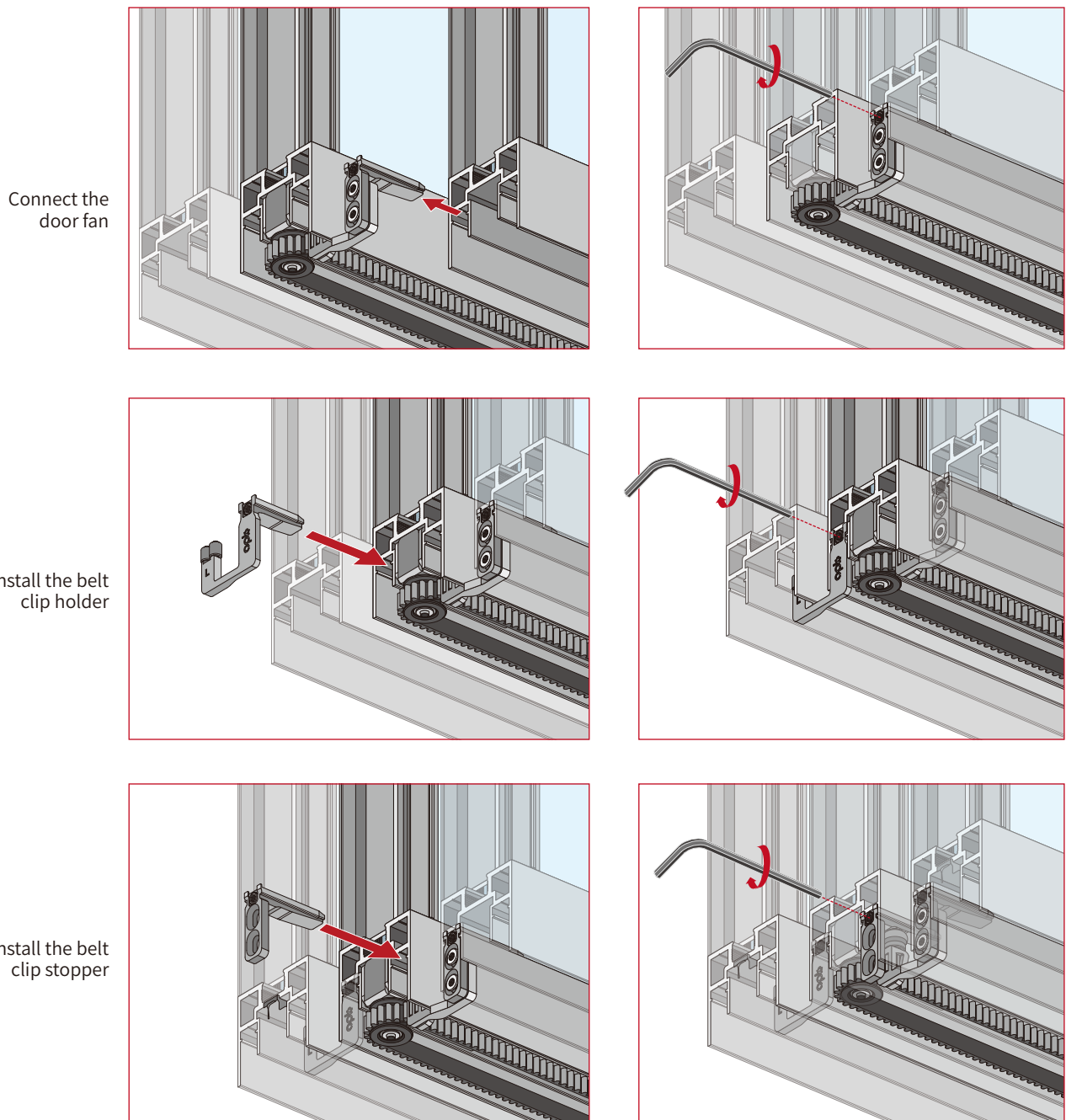


System analysis

- Sliding roller system
- Schematic diagram of the Hanging sliding roller Installation



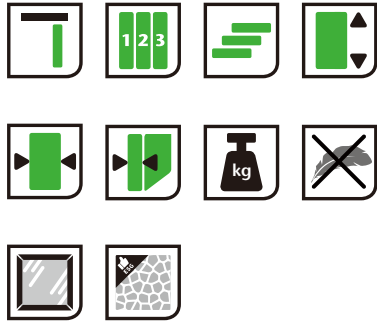
Bottom view



System analysis

- Sliding roller system
- Hanging sliding roller accessory kit

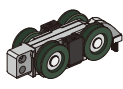
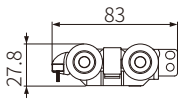
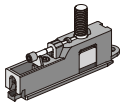
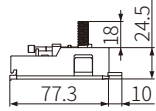
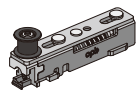
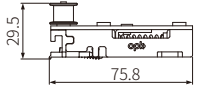
Perfect A02-G Hanging sliding 3 linkage door for Middle door set(High equipment)45 system	Inner Packing Specification	Outer Packing Specification	SAP code
	1 set/box	20 Sets /Carton	CA991399-003


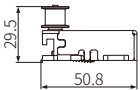

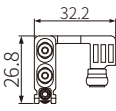



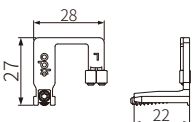



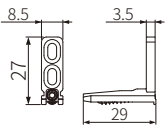
Single door width	Depending on the single-door set
Single door thickness	45mm
Suitable for Glass Thickness	8~11mm
Single door load bearing	≤80kg


Order instructions

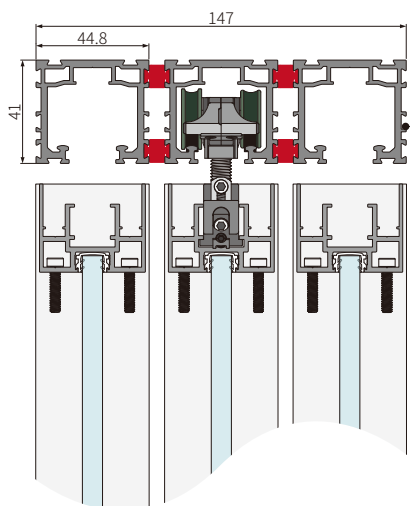
- Please order the profiles and tracks separately
- 3 LINKAGE DOOR: Please order 2 sets of Perfect A01-G Hanging sliding roller Medium damping for Single door set and 1 sets of Perfect A02-G Hanging sliding 3 linkage door for Middle door set(High equipment)45 system
- Right Angle Linkage Door: Please order 4 sets of Perfect A01-G Hanging sliding roller Medium damping for Single door set and 1 sets of Perfect A02-G Hanging sliding 3 linkage door for Middle door set(High equipment)45 system

								
Product name	Quantity	SAP code	Product name	Quantity	SAP code	Product name	Quantity	SAP code
Single hanging sliding roller	x2	CA991383-001	Perfect A01-Hanging Box	x2	CA991441-001	Easy Belt Sliding Roller (with elasticity)	x1	CA991582-001

								
Product name	Quantity	SAP code	Product name	Quantity	SAP code	Product name	Quantity	SAP code
Easy Belt Sliding Roller	x1	CA991583-001	Hanging sliding roller belt clamp fixer	x2	CA991585-001	Bottom guide wheel (left)	x2	CA991392-001

		
Product name	Quantity	SAP code
Belt clamp limiter	x1	CA991398-001

		
Product name	Quantity	SAP code
2.5m Synchronous belt	x1	653705




See page 39 for available Tracks

More matching

- See page 39 for available Tracks
- See pages 47~48 for available Door Frame
- See pages 49 for available Door Cover

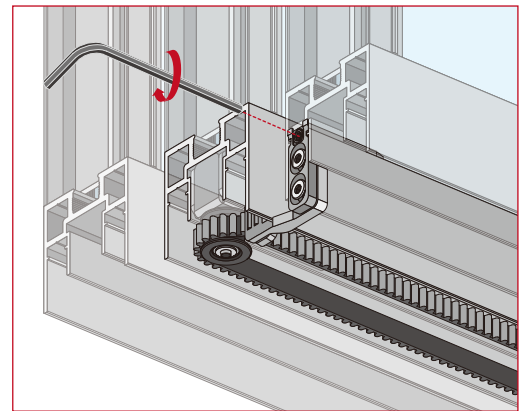
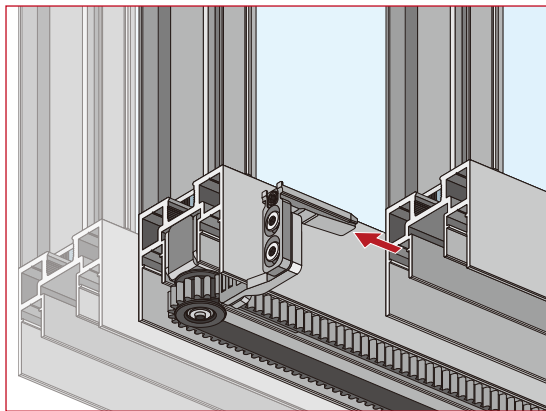
System analysis

- Sliding roller system
- Schematic diagram of the Hanging sliding roller Installation

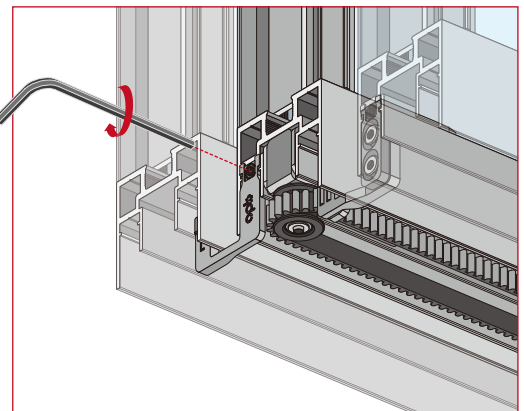
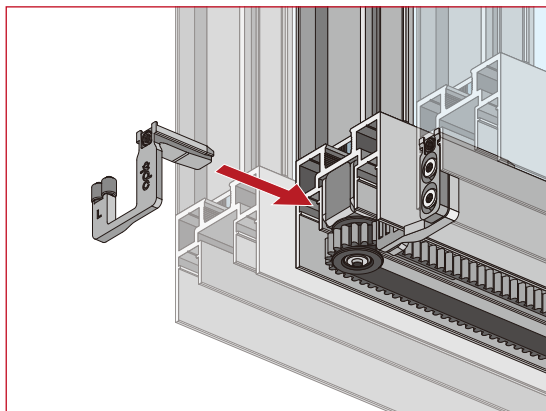


Bottom view

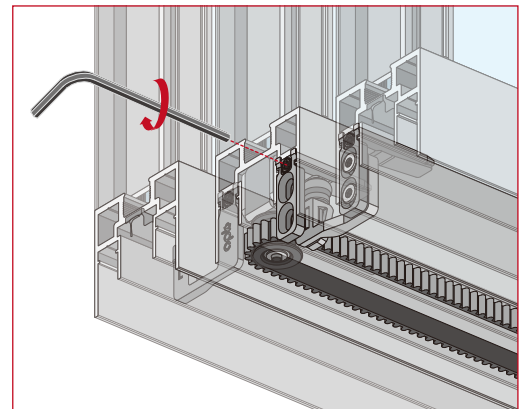
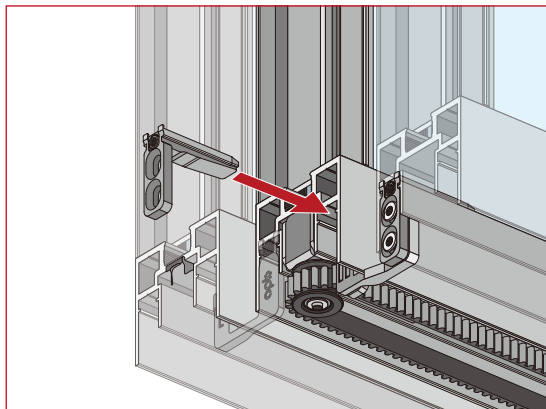
Connect the door fan



Install the belt clip holder



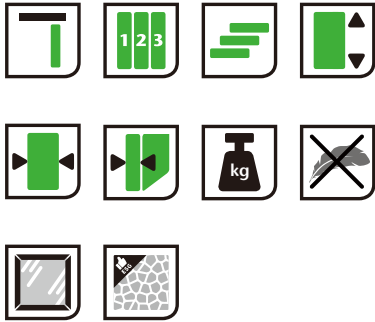
Install the belt clip stopper



System analysis

- Sliding roller system
- Hanging sliding roller accessory kit

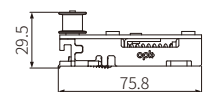
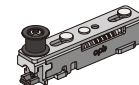
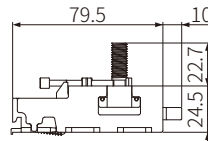
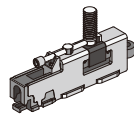
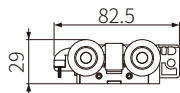
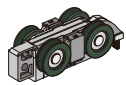
Perfect A02-B Hanging sliding 3 linkage door for Middle door set(Standard)40 system	Inner Packing Specification	Outer Packing Specification	SAP code
	1 set/box	20 Sets /Carton	CA991399-004



Single door width	Depending on the single-door set
Single door thickness	40mm
Suitable for Glass Thickness	8~11mm
Single door load bearing	≤80kg

Order instructions

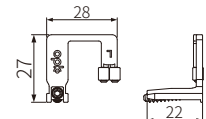
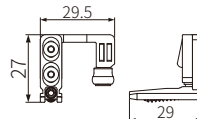
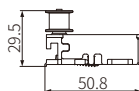
- Please order the profiles and tracks separately
- 3 linkage door: Please order 2 sets of Perfect A01-B Hanging sliding roller Medium damping for Single door set and one set of Perfect A02-B Hanging sliding 3 linkage door for Middle door set(Standard)40 system
- Right Angle Linkage Door: Please order 4 sets of Perfect A01-B Hanging sliding roller Medium damping for Single door set and one set of Perfect A02-B Hanging sliding 3 linkage door for Middle door set(Standard)40 system



Product name	Quantity	SAP code
Single hanging sliding roller	x2	CA991621-001

Product name	Quantity	SAP code
Elastic hanging box (short)	x2	CA991397-001

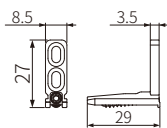
Product name	Quantity	SAP code
Easy Belt Sliding Roller (with elasticity)	x1	CA991582-001



Product name	Quantity	SAP code
Easy Belt Sliding Roller	x1	CA991583-001

Product name	Quantity	SAP code
Hanging sliding roller belt clamp fixer	x2	CA991390-001

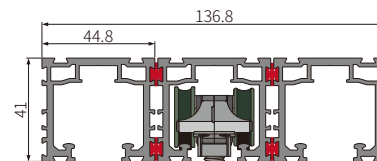
Product name	Quantity	SAP code
Bottom guide wheel (left)	x2	CA991392-001



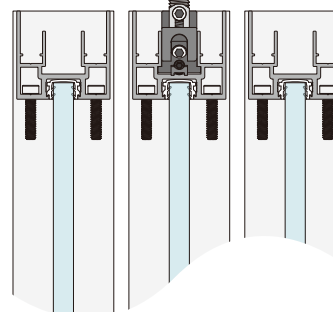
Product name	Quantity	SAP code
Belt clamp limiter	x1	CA991398-001



Product name	Quantity	SAP code
2.5m Synchronous belt	x1	653705



See page 39 for available Tracks



More matching

- See page 39 for available Tracks
- See pages 43~46 for available Door Frame
- See pages 49 for available Door Cover

The Solution Diagram

3 Linkage Door: See pages 67~70

Right Angle Linkage Door: See pages 75~78

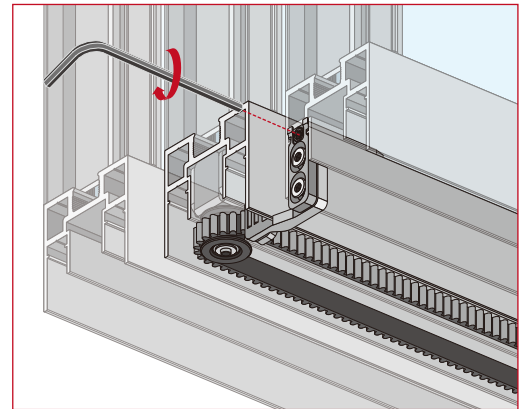
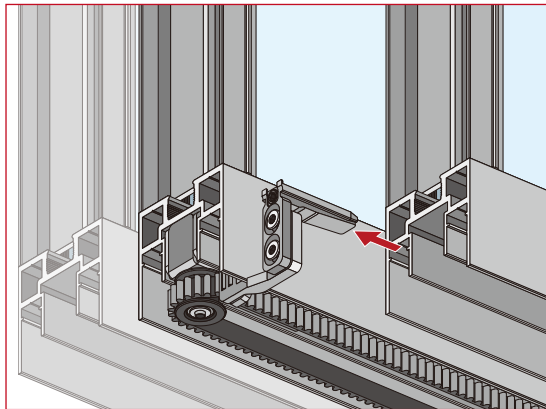
System analysis

- Sliding roller system
- Schematic diagram of the Hanging sliding roller Installation

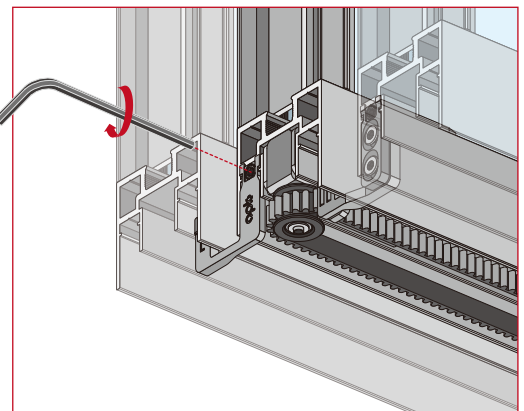
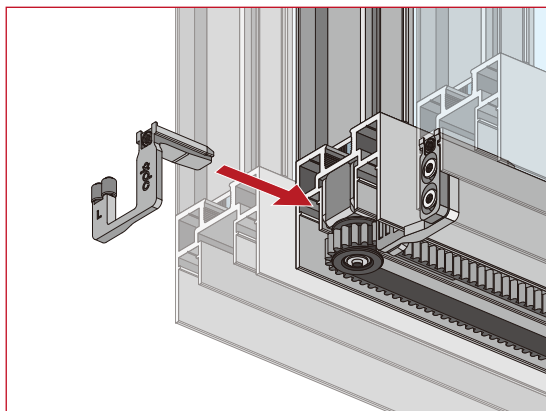


Bottom view

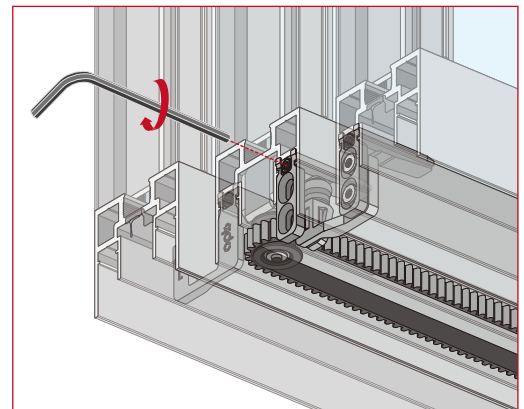
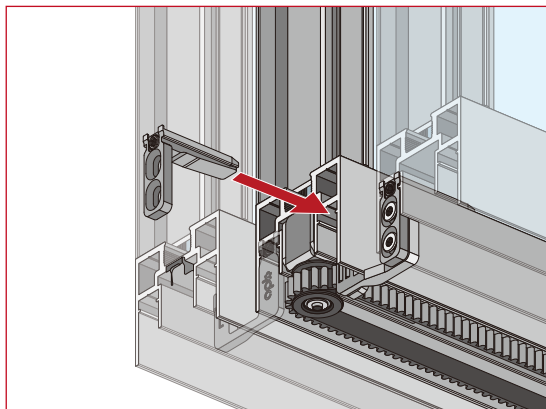
Connect the door fan



Install the belt clip holder



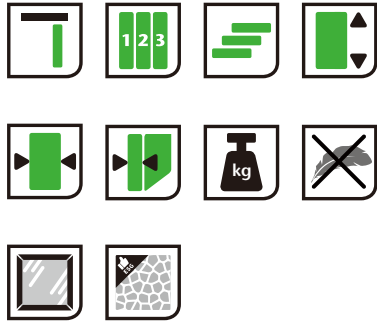
Install the belt clip stopper



System analysis

- Sliding roller system
- Hanging sliding roller accessory kit

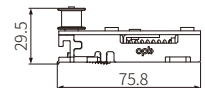
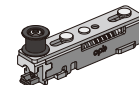
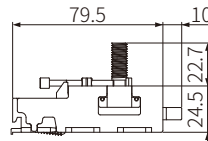
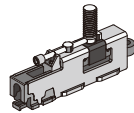
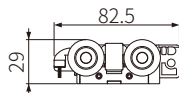
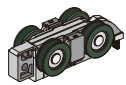
Perfect A02-B Hanging sliding 3 linkage door for Middle door set(Standard)45 system	Inner Packing Specification	Outer Packing Specification	SAP code
	1 set/box	20 Sets /Carton	CA991399-005



Single door width	Depending on the single-door set
Single door thickness	45mm
Suitable for Glass Thickness	8~11mm
Single door load bearing	≤80kg

Order instructions

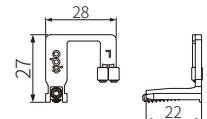
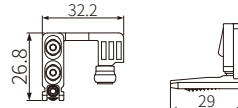
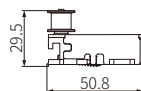
- Please order the profiles and tracks separately
- 3 linkage door: Please order 2 sets of Perfect A01-B Hanging sliding roller Medium damping for Single door set and one set of Perfect A02-B Hanging sliding 3 linkage door for Middle door set(Standard)45 system
- Right Angle Linkage Door: Please order 4 sets of Perfect A01-B Hanging sliding roller Medium damping for Single door and one set of Perfect A02-B Hanging sliding roller 3 Linkage Middle door set(Standard)45 system



Product name	Quantity	SAP code
Single hanging sliding roller	x2	CA991621-001

Product name	Quantity	SAP code
Elastic hanging box (short)	x2	CA991397-001

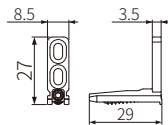
Product name	Quantity	SAP code
Easy Belt Sliding Roller (with elasticity)	x1	CA991582-001



Product name	Quantity	SAP code
Easy Belt Sliding Roller	x1	CA991583-001

Product name	Quantity	SAP code
Hanging sliding roller belt clamp fixer	x2	CA991585-001

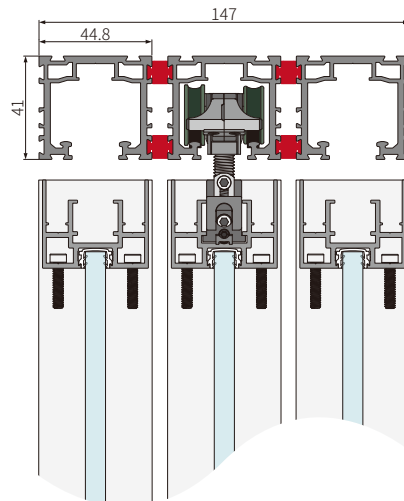
Product name	Quantity	SAP code
Bottom guide wheel (left)	x2	CA991392-001



Product name	Quantity	SAP code
Belt clamp limiter	x1	CA991398-001



Product name	Quantity	SAP code
2.5m Synchronous belt	x1	653705



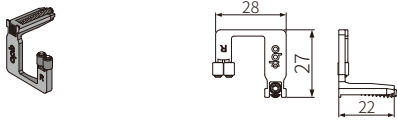
See page 39 for available Tracks

More matching

- See page 39 for available Tracks
- See pages 47~48 for available Door Frame
- See pages 49 for available Door Cover

System analysis

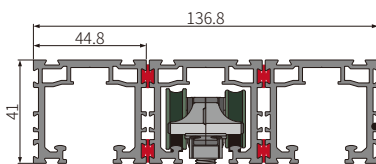
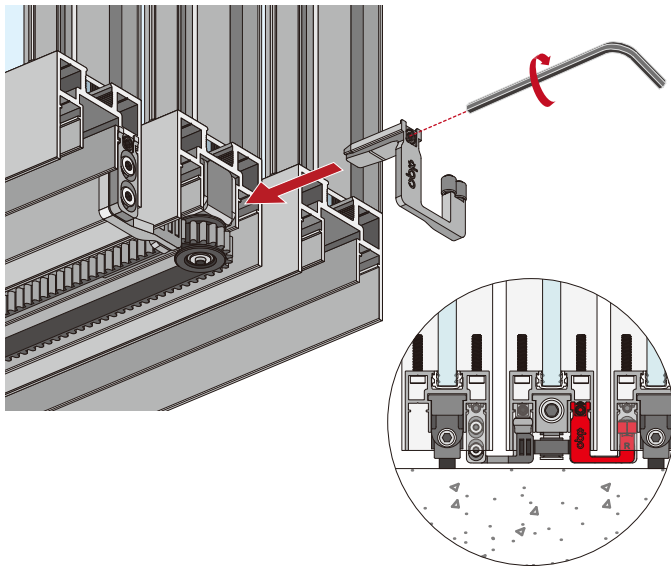
- Sliding roller system
- Hanging sliding roller accessory



Perfect	Inner Packing Specification	Outer Packing Specification	SAP code
A02 Bottom guide wheel-right	2 PCS/bag 50 bags/box	1000 Sets /Carton	CA991391-002

Order instructions

- Please order the profiles and tracks separately
- 3 linkage door-right: Please order 2 sets of Perfect A01-G Hanging sliding roller Medium damping for Single door set(High equipment), one set of Perfect A02-G Hanging sliding 3 Linkage door for Middle door set (High equipment)40 System and a Perfect A02 floor guid wheel-right

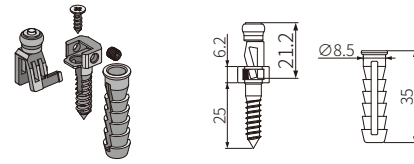


See page 39 for more details

More matching

- See page 39 for available Tracks
- See pages 43-48 for available Door Frame
- See pages 49 for available Door Cover

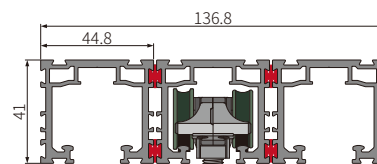
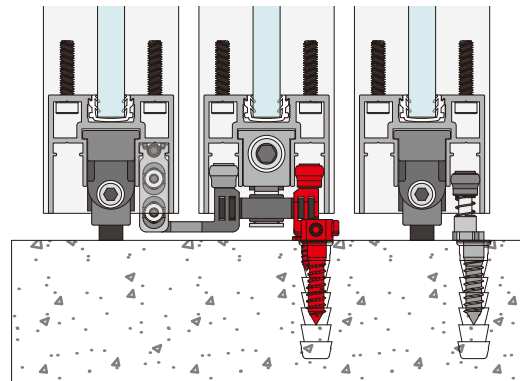
The Solution Diagram
3 Linkage Door: See pages 67-70
Right Angle Linkage Door:
See pages 75-78



Perfect	Inner Packing Specification	Outer Packing Specification	SAP code
Perfect A02 Hanging sliding roller 2 Linkage doors with one free door fixer	50 bags/box	20 boxes/case	CA991468-001

Order instructions

- Please order the profiles and tracks separately
- 2 linkage doors with one free door: Please order 2 sets of Perfect A01-G Hanging sliding roller Medium damping for Single door set(High equipment), one set of Perfect A02-G Hanging sliding 3 linkage door for Middle door set(High equipment)40 system and one Perfect A02 Hanging sliding roller for Two linkage doors with one free door fixer



See page 39 for more details

More matching

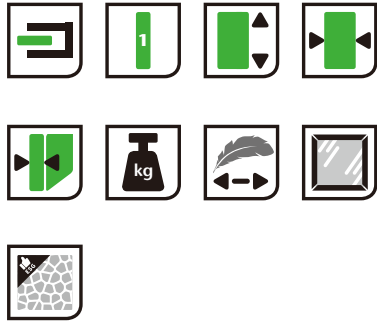
- See page 39 for available Tracks
- See pages 43-48 for available Door Frame
- See pages 49 for available Door Cover

See pages 71-74 for the Solution Diagram

System analysis

- Sliding roller system
- Hanging sliding roller accessory kit

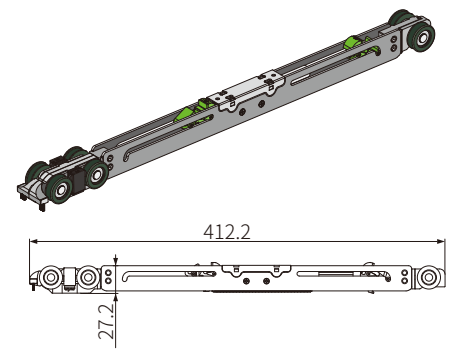
Perfect A20 pocket door damper for hanging sliding roller set	Inner Packing Specification	Outer Packing Specification	SAP code
	1 set/box	20 boxes/case	CA420003-004



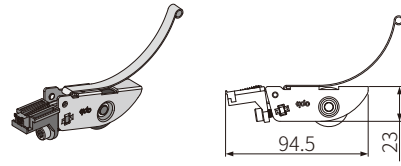
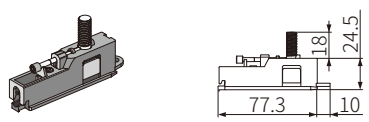
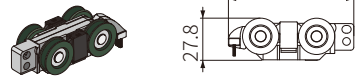
Single door width	≥600mm
Single door thickness	40 or 45mm
Suitable for Glass Thickness	8~11mm
Single door load bearing	≤80kg

Order instructions

- Please order the profiles and tracks separately
- Single pocket door: Please order one set of Perfect A20 Pocket door damping hanging sliding roller set and one set of Perfect A20 Pocket door set



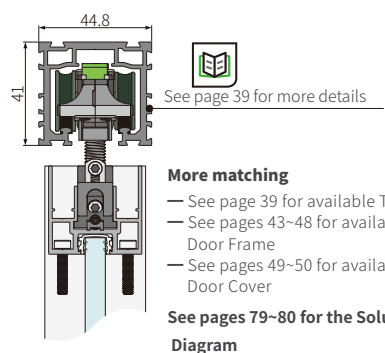
Product name	Quantity	SAP Code	Product name	Quantity	SAP Code	Product name	Quantity	SAP Code
Stopper	x1	CA991385-001	Single hanging sliding roller	x1	CA991383-001	Two-way damping hanging sliding roller	x1	CA991384-001



Product name	Quantity	SAP Code	Product name	Quantity	SAP Code	Product name	Quantity	SAP Code
Perfect A01-Hanging Box	x2	CA991441-001	Anti-swing wheel	x2	CA991387-001	the floor guide wheel	x1	CA991393-001



Product name	Quantity	SAP code
Hanging box with elastic (short style)	x1	CA991422-001



- More matching**
- See page 39 for available Tracks
 - See pages 43~48 for available Door Frame
 - See pages 49~50 for available Door Cover
- See pages 79~80 for the Solution Diagram**

System analysis

- Sliding roller system
- Hanging sliding roller accessory kit

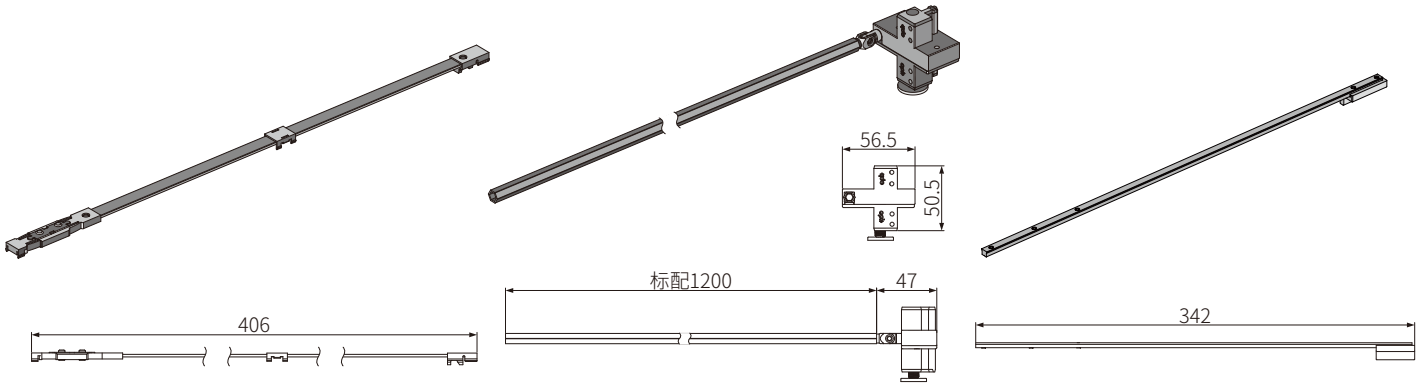
Perfect A20 pocket door set	Inner Packing Specification	Outer Packing Specification	SAP code
	1 set/box	20 Sets /Carton	CA420006-001



Single door width	Depending on the single-door set
Single door thickness	40 or 45mm
Suitable for Glass Thickness	8-11mm
Single door load bearing	≤80kg

Order instructions

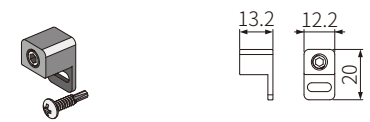
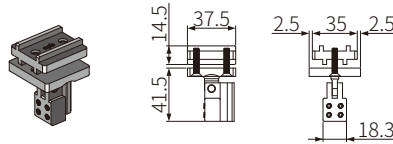
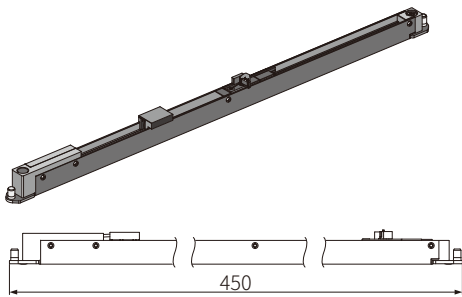
- Please order the profiles and tracks separately
- Single pocket door: Please order one set of Perfect A20 pocket door damper for hanging sliding roller set and one set of Perfect A20 pocket door set



Product name	Quantity	SAP code
Pocket door extension baffle	x1	CA991612-001

Product name	Quantity	SAP code
Pocket door base	x1	CA991534-001

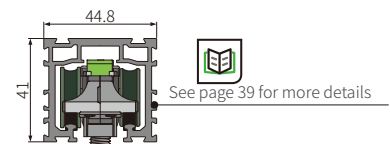
Product name	Quantity	SAP code
Rebounder baffle	x1	CA991569-001



Product name	Quantity	SAP code
Pocket door damping Rebounder baffle	x1	CA991570-001

Product name	Quantity	SAP code
Folding parts	x1	CA991533-001

Product name	Quantity	SAP code
Pocket door closing regulator	x1	CA991568-001



More matching

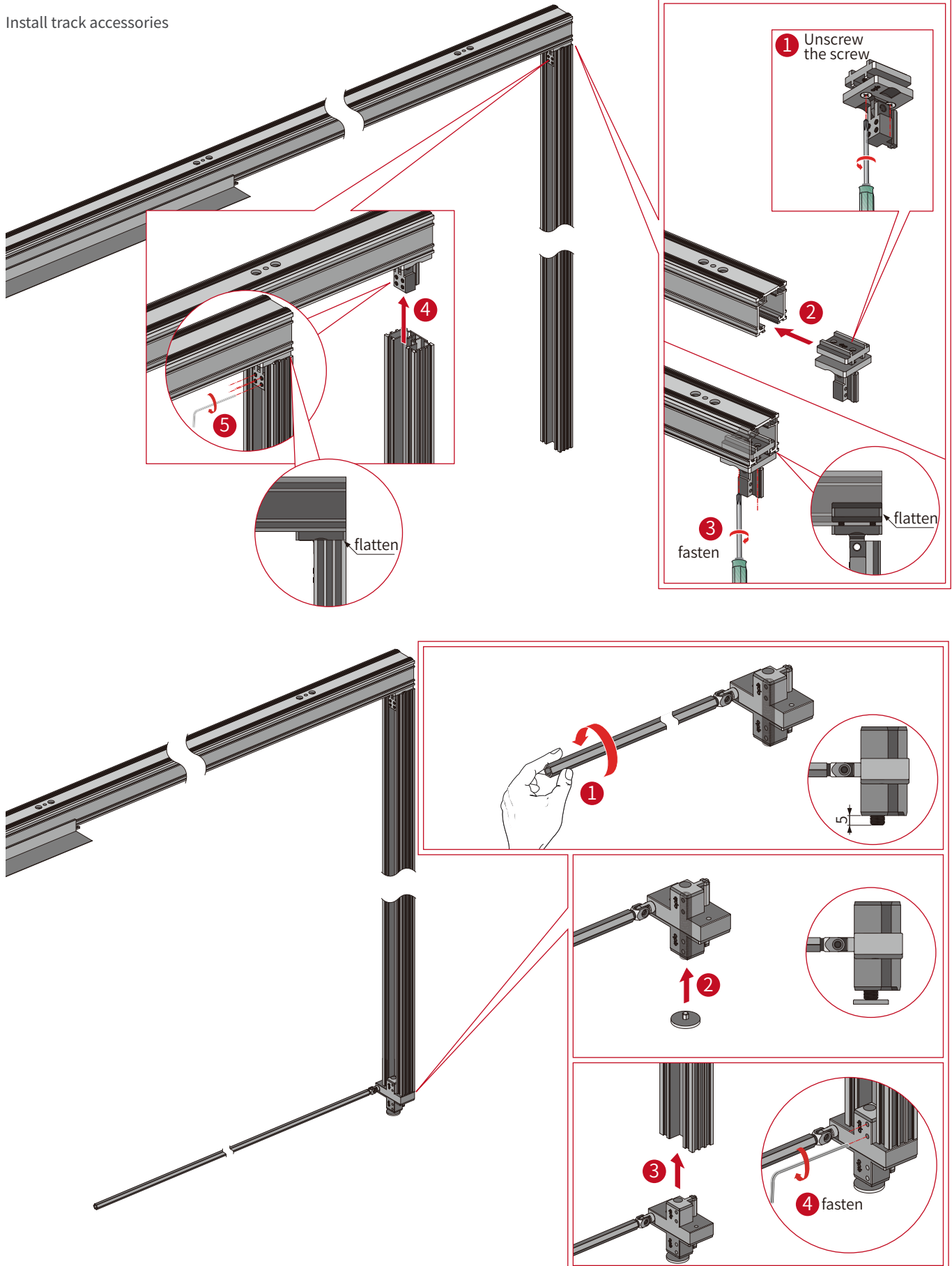
- See page 39 for available Tracks
- See pages 43-48 for available Door Frame
- See pages 49-50 for available Door Cover

See pages 79-80 for the Solution Diagram

System analysis

- Sliding roller system
- Schematic diagram of the Hanging sliding roller Installation

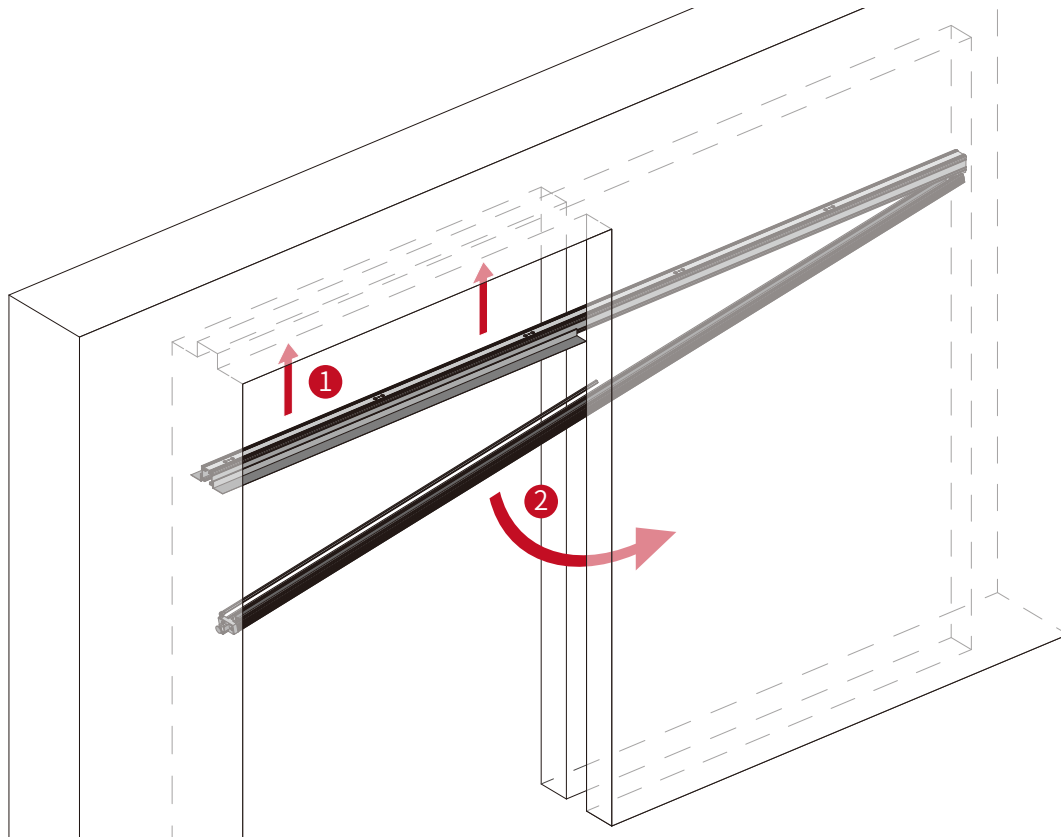
Install track accessories



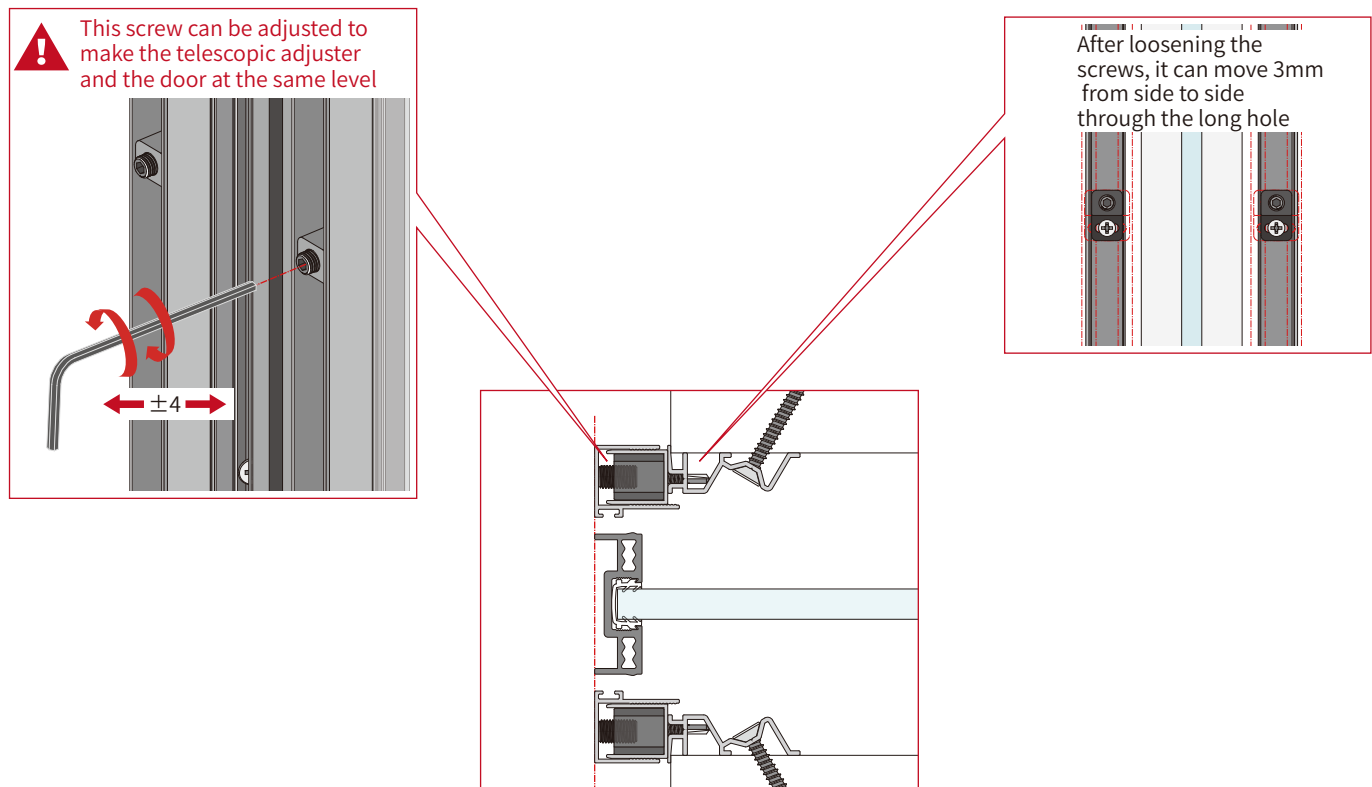
System analysis

- Sliding roller system
- Schematic diagram of the Hanging sliding roller Installation

Install the track



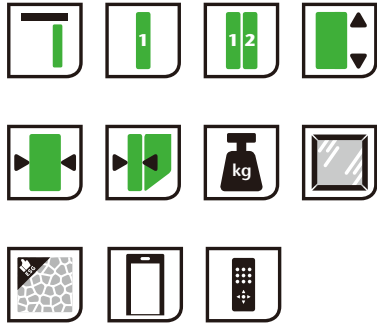
Adjust plastic regulator



System analysis

- Sliding roller system
- Intelligent electric door Accessories set

Perfect A80 Intelligent door

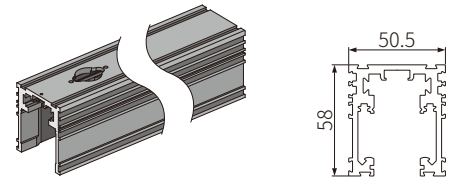


Single door width	≥610mm
Single door thickness	40 or 45mm
Suitable for Glass Thickness	8~11mm
Single door load bearing	≤80kg

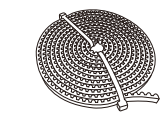
Adapt to the door hole	packing specifications	SAP code
1200~2000mm	1 Sets /Carton	CA440001-001
1200~2500mm	1 Sets /Carton	CA440001-002
1200~3500mm	1 Sets /Carton	CA440001-003

Order instructions

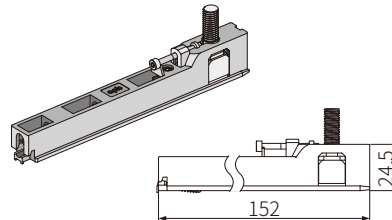
— 2-Overlap sliding doors: Please order one set of Perfect A01-G Hanging sliding roller Medium damping for Single door set(High equipment), and one set of Perfect A80 Electric single door set



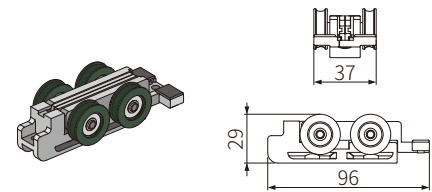
Product name	Quantity	SAP code
Intelligent hanging sliding track_2000mm	x1	654199
Intelligent hanging sliding track_2500mm	x1	654200
Intelligent hanging sliding track_3500mm	x1	A1455-P003



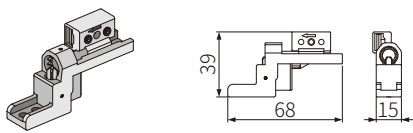
Product name	Quantity	SAP code
Synchronous belt_4000mm	x1	654201
Synchronous belt_5000mm	x1	654202
Synchronous belt_7000mm	x1	P0199-004



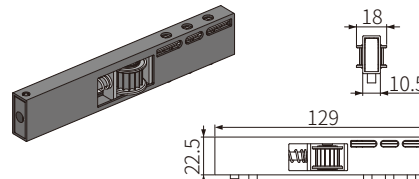
Product name	Quantity	SAP code
Intelligent electric door hanging box	x2	CA991435-001



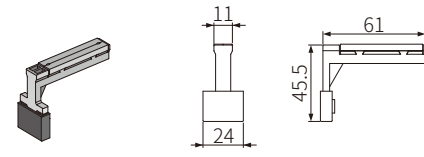
Product name	Quantity	SAP code
Intelligent electric door single hanging roller	x2	CA991436-001



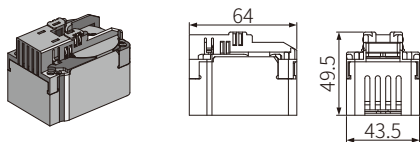
Product name	Quantity	SAP code
Intelligent electric door Belt clamp	x1	CA991437-001



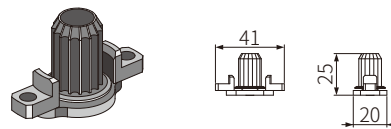
Product name	Quantity	SAP code
Intelligent electric door driven wheel	x1	CA991434-001



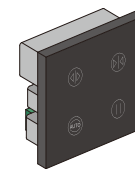
Product name	Quantity	SAP code
Intelligent electric door stopper	x2	CA991433-001



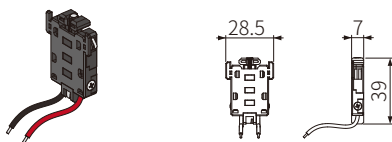
Product name	Quantity	SAP code
3935 direct-drive motor	x1	CA991600-001



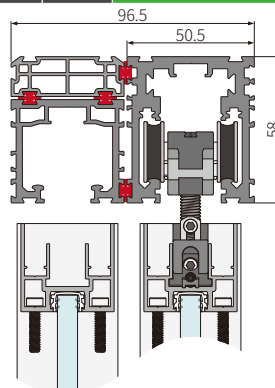
Product name	Quantity	SAP code
3935 direct-drive motor active wheel	x1	CA991603-001



Product name	Quantity	SAP code
Smart switch	x1	CA991601-001



Product name	Quantity	SAP code
86-box power terminal	x1	CA991602-001



More matching

- See pages 43-48 for available Door Frame
- See pages 49-50 for available Door Cover

See pages 81-82 for the Solution Diagram

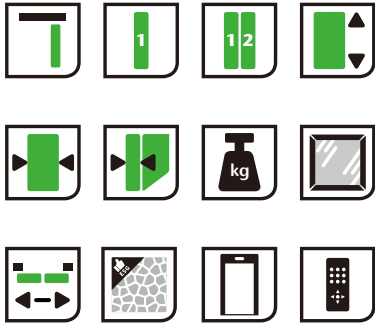
Use technology to perfect life, And to make industry-benign sustainable development

System analysis

- Sliding roller system
- Intelligent electric door Accessories set

Perfect A80 Intelligent Synchronized door for single door set

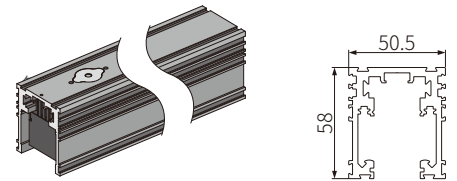
Adapt to the door hole	packing specifications	SAP code
2000-5000mm	1 Sets /Carton	CA440002-001



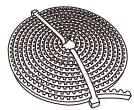
Single door width	≥610mm
Single door thickness	40 or 45mm
Suitable for Glass Thickness	8-11mm
Single door load bearing	≤80kg

Order instructions

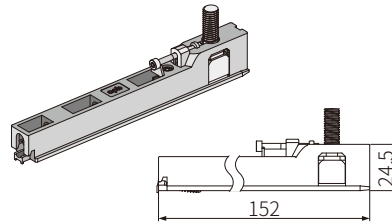
— 4-Synchronized doors: Please order 2 sets of Perfect A01-G Hanging sliding roller Medium damping for Single door set(High equipment) and one set of Perfect A80 Intelligent Synchronized door for single door set



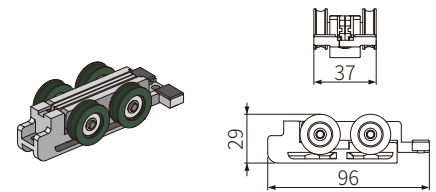
Product name	Quantity	SAP code
Intelligent hanging sliding track_5000mm	x1	A1455-P002



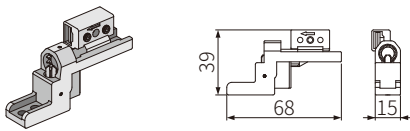
Product name	Quantity	SAP code
Synchronous belt_10000mm	x1	P0199-003



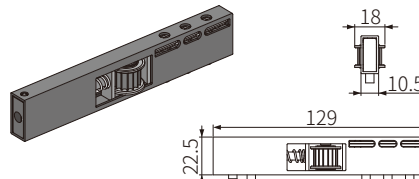
Product name	Quantity	SAP code
Intelligent electric door hanging box	x4	CA991435-001



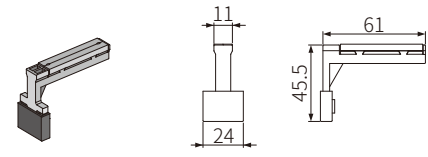
Product name	Quantity	SAP code
Intelligent electric door single hanging roller	x4	CA991436-001



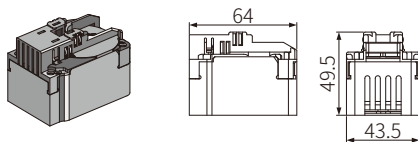
Product name	Quantity	SAP code
Intelligent electric door Belt clamp	x2	CA991437-001



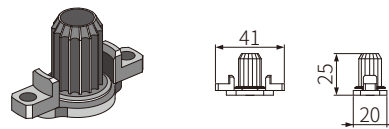
Product name	Quantity	SAP code
Intelligent electric door driven wheel	x1	CA991434-001



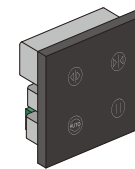
Product name	Quantity	SAP code
Intelligent electric door stopper	x3	CA991433-001



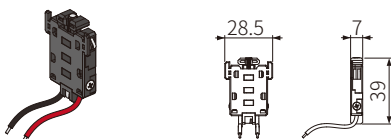
Product name	Quantity	SAP code
3935 direct-drive motor	x1	CA991600-001



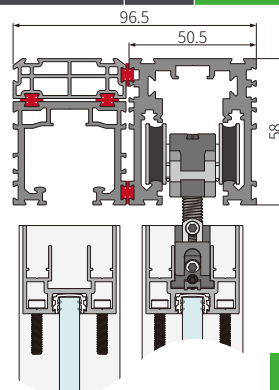
Product name	Quantity	SAP code
3935 direct-drive motor active wheel	x1	CA991603-001



Product name	Quantity	SAP code
Smart switch	x1	CA991601-001



Product name	Quantity	SAP code
86-box power terminal	x1	CA991602-001



More matching

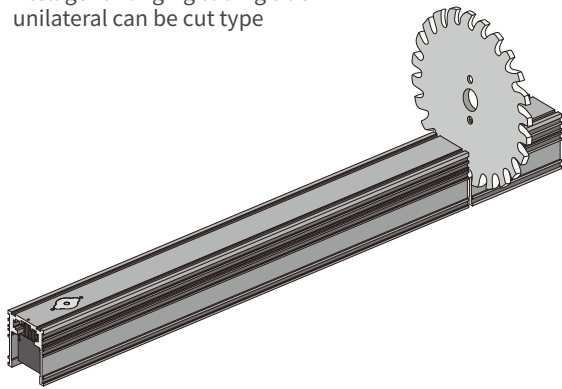
- See pages 43-48 for available Door Frame
- See pages 49-50 for available Door Cover

See pages 83-84 for the Solution Diagram

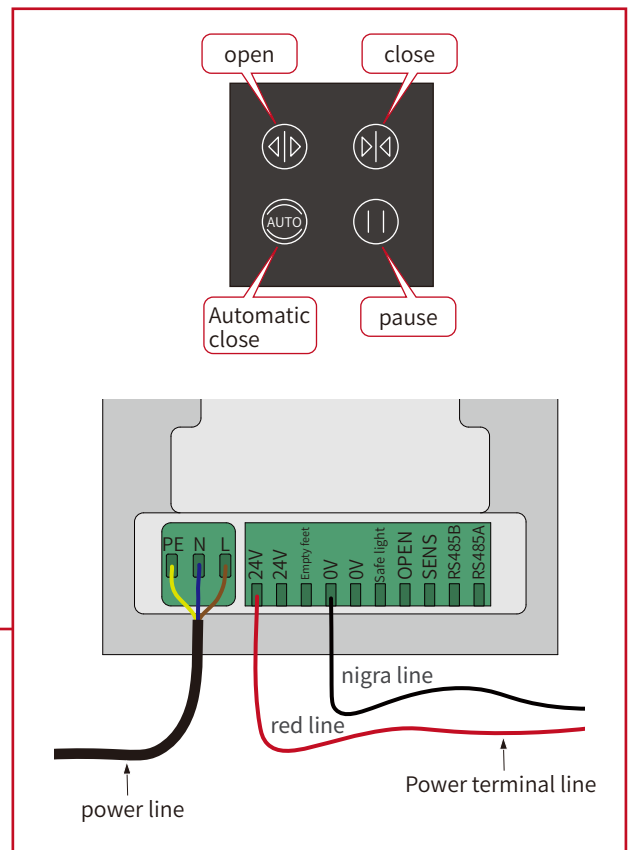
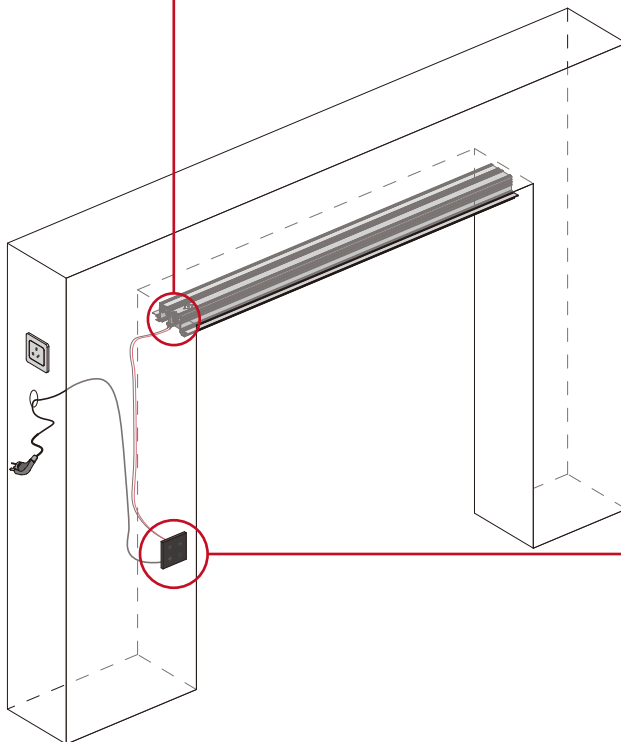
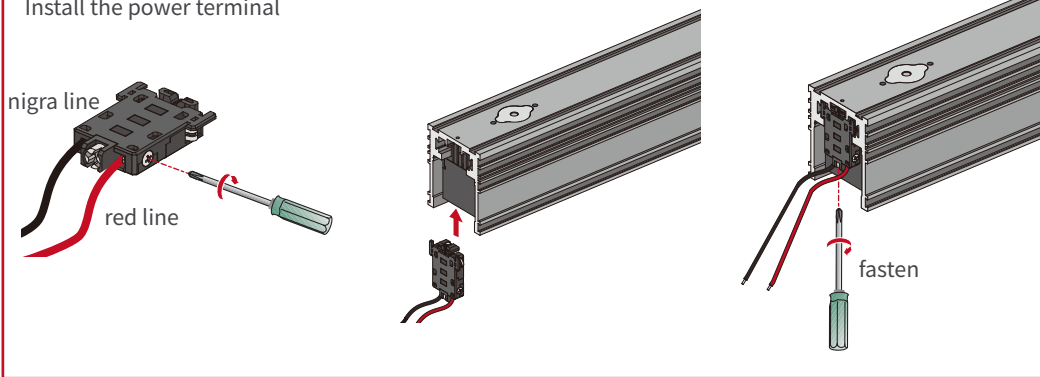
System analysis

- Sliding roller system
- The Installation Schematic of Intelligent electric door

Intelligent hanging sliding track unilateral can be cut type



Install the power terminal

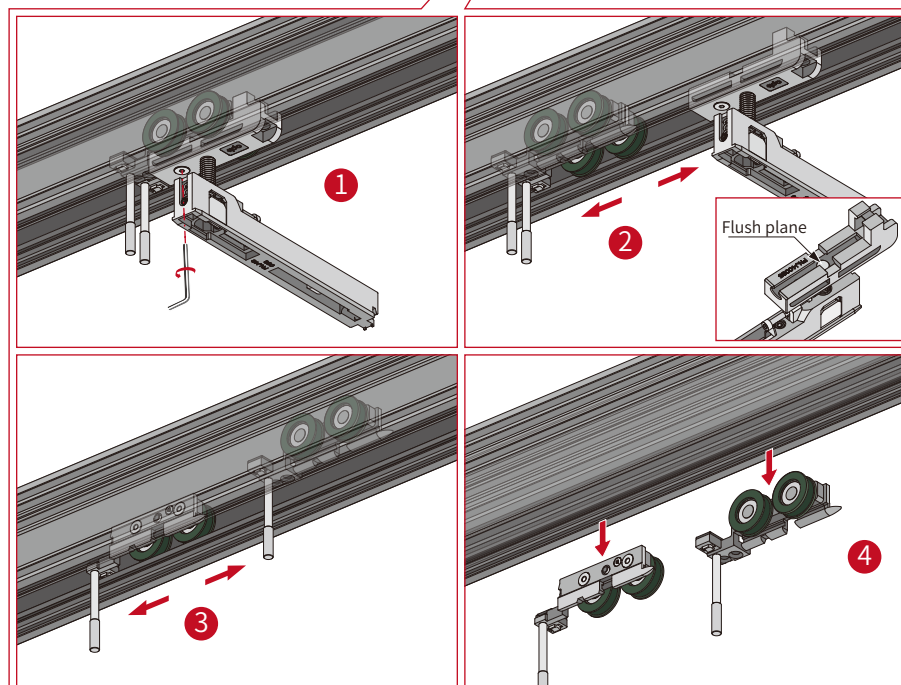

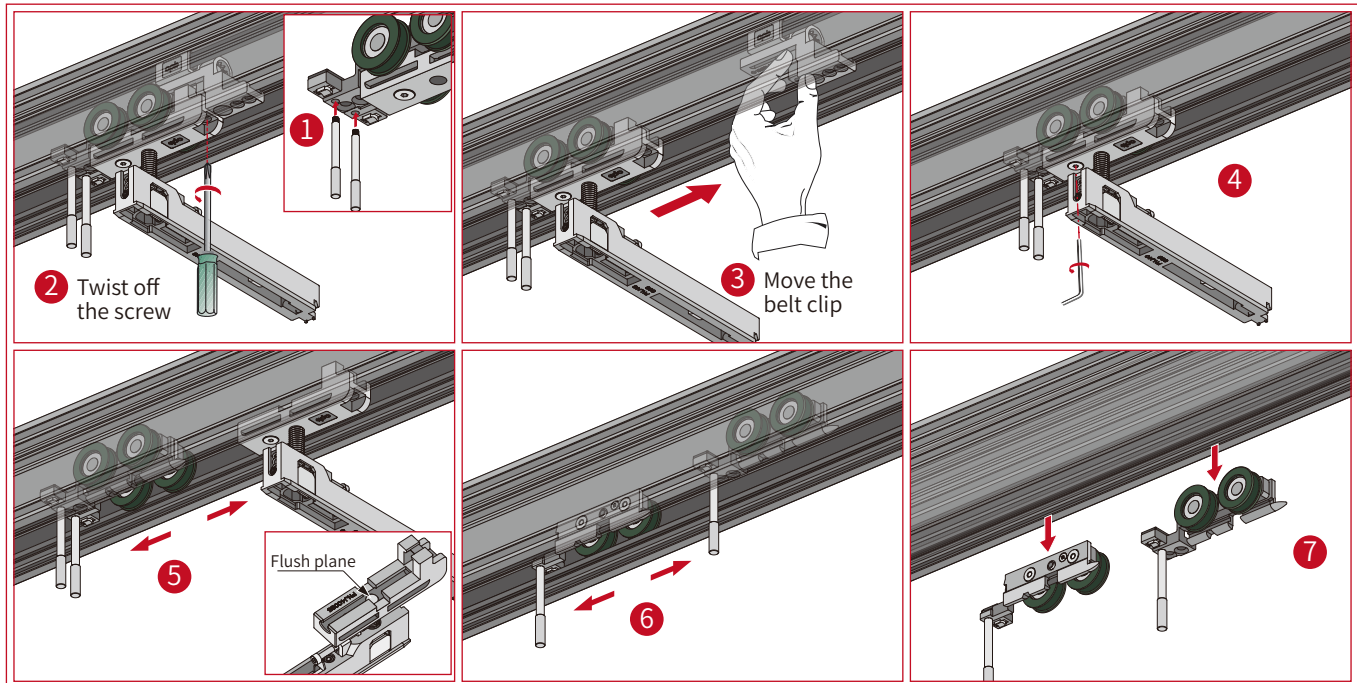


Use technology to perfect life, And to make industry-benign sustainable development

System analysis

- Sliding roller system
- The Installation Schematic of Intelligent electric door

Disassemble the sliding roller



System analysis

- Sliding roller system
- The invisible door Accessories set

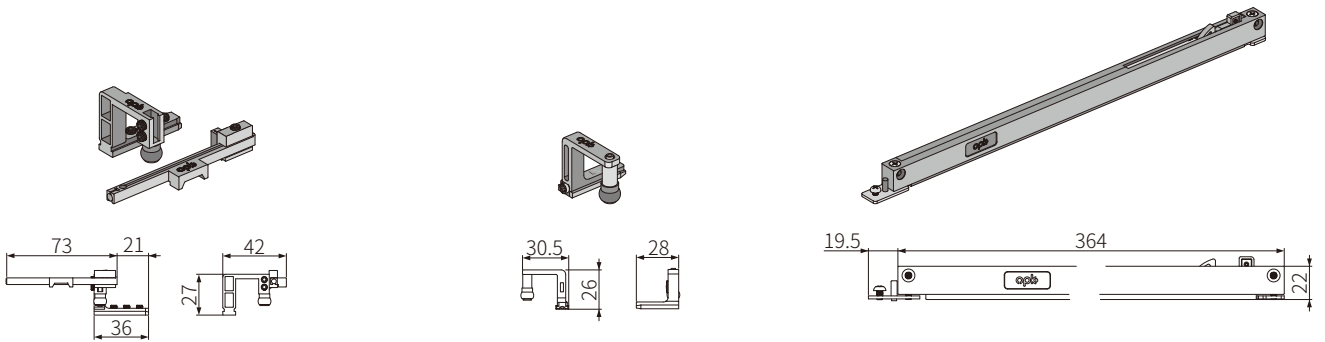
Perfect A23 the invisible Door for single door set-Left	Inner Packing Specification	Outer Packing Specification	SAP code
	1 set/box	20 boxes/case	CA460001-002



Single door width	≥780mm
Single door thickness	40 or 45mm
Suitable for Glass Thickness	8~11mm
Single door load bearing	≤50kg

Order instructions

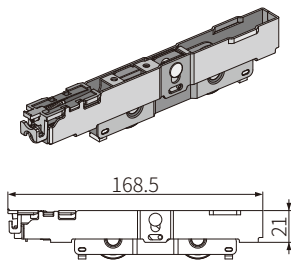
- Please order the profiles and tracks separately
- The invisible single door: Please order one set of Perfect A23 the invisible door for single door set-Left



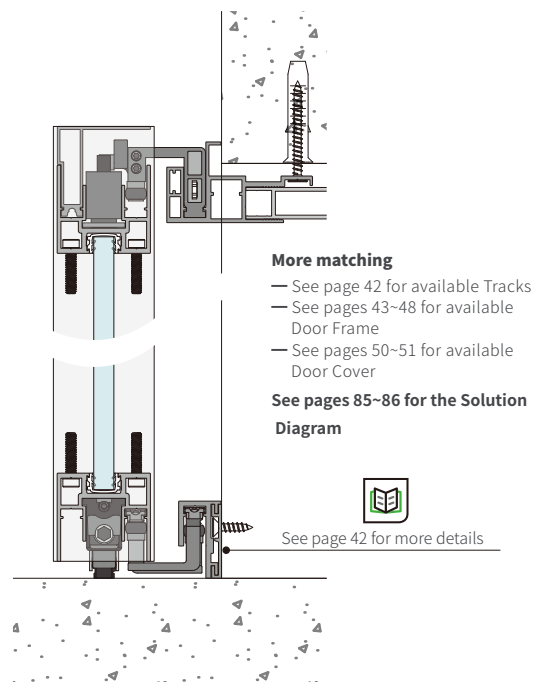
Product name	Quantity	SAP code
Stopper guide wheel-Left	x1	CA991413-001

Product name	Quantity	SAP code
Guide wheel-Left	x3	CA991414-001

Product name	Quantity	SAP code
Reverse damper	x2	CA991415-001

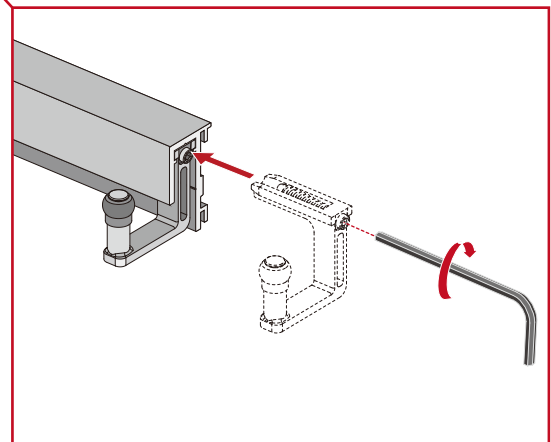
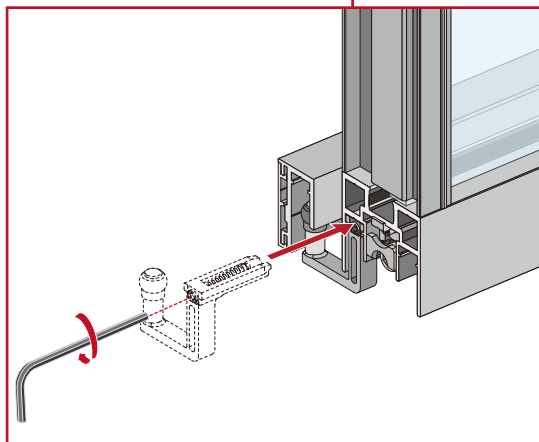
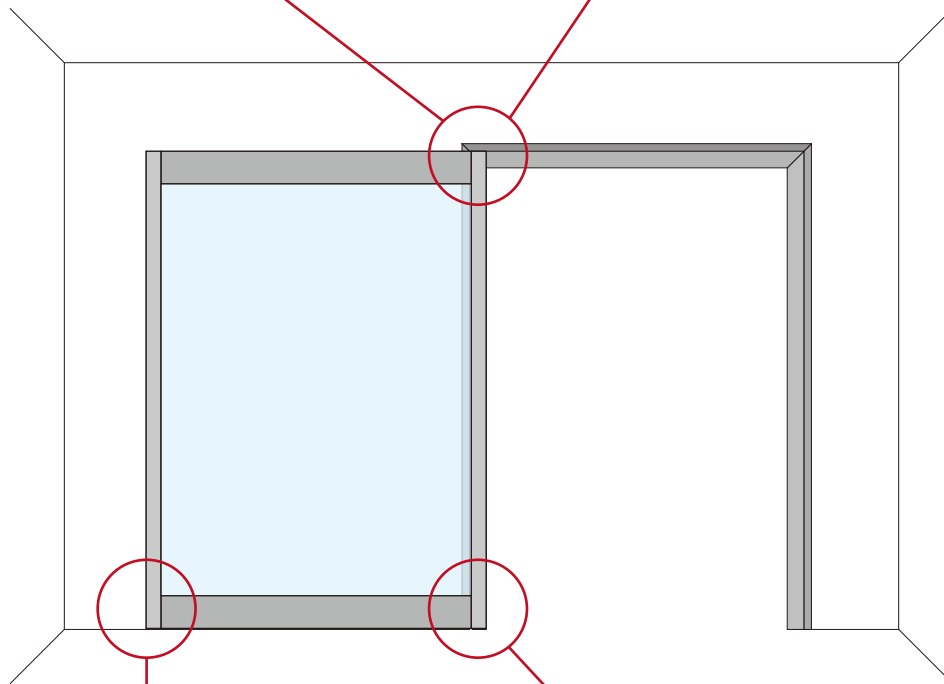
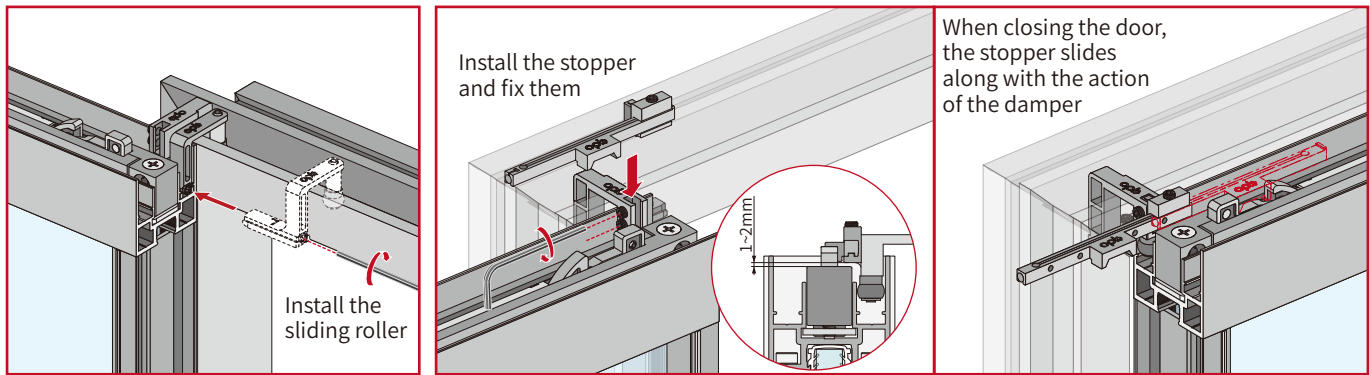


Product name	Quantity	SAP code
Perfect A50 bottom sliding roller	x2	CA460001-001



System analysis

- Sliding roller system
- The Installation Schematic of Invisible door



System analysis

- Sliding roller system
- The invisible door Accessories set

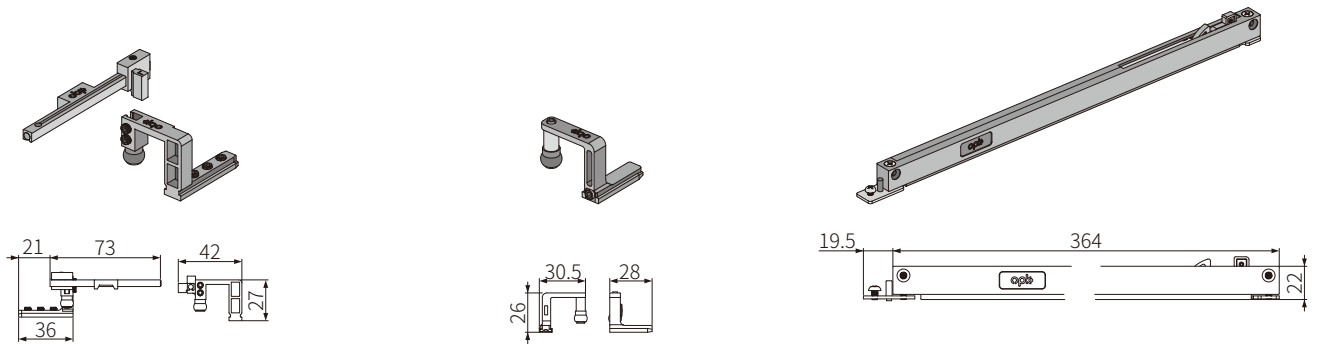
Perfect A23 the invisible Door for single door set-right	Inner Packing Specification	Outer Packing Specification	SAP code
	1 set/box	20 boxes/case	CA460001-003



Single door width	≥780mm
Single door thickness	40 or 45mm
Suitable for Glass Thickness	8~11mm
Single door load bearing	≤50kg

Order instructions

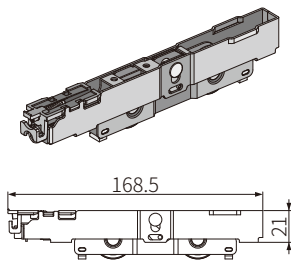
- Please order the profiles and tracks separately
- The invisible single door: Please order one set of Perfect A23 the invisible Door for single door set-Right



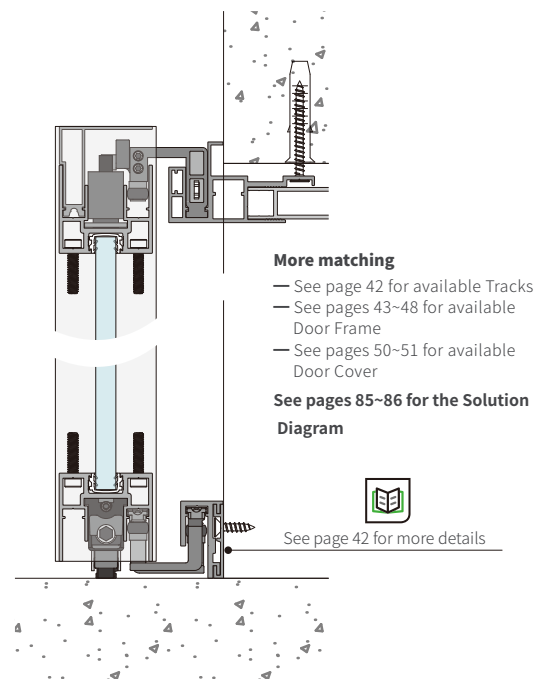
Product name	Quantity	SAP code
Stopper guide wheel -Right	x1	CA991580-001

Product name	Quantity	SAP code
Guide wheel-Right	x3	CA991581-001

Product name	Quantity	SAP code
Reverse damper	x2	CA991415-001



Product name	Quantity	SAP code
Perfect A50 bottom sliding roller	x2	CA460001-001



More matching

- See page 42 for available Tracks
- See pages 43~48 for available Door Frame
- See pages 50~51 for available Door Cover

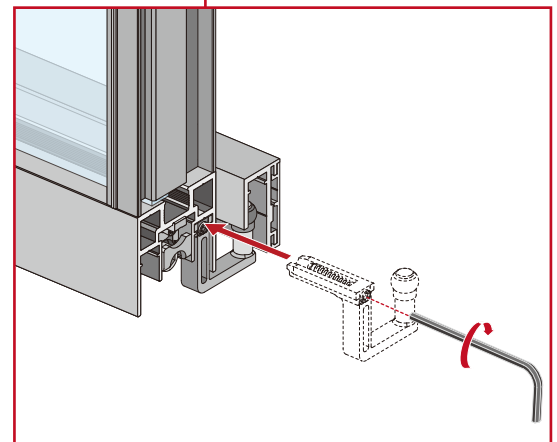
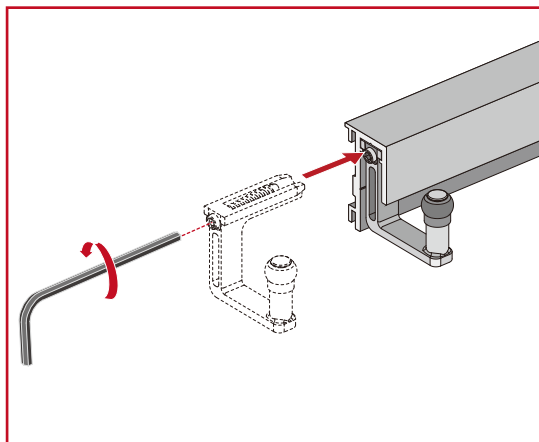
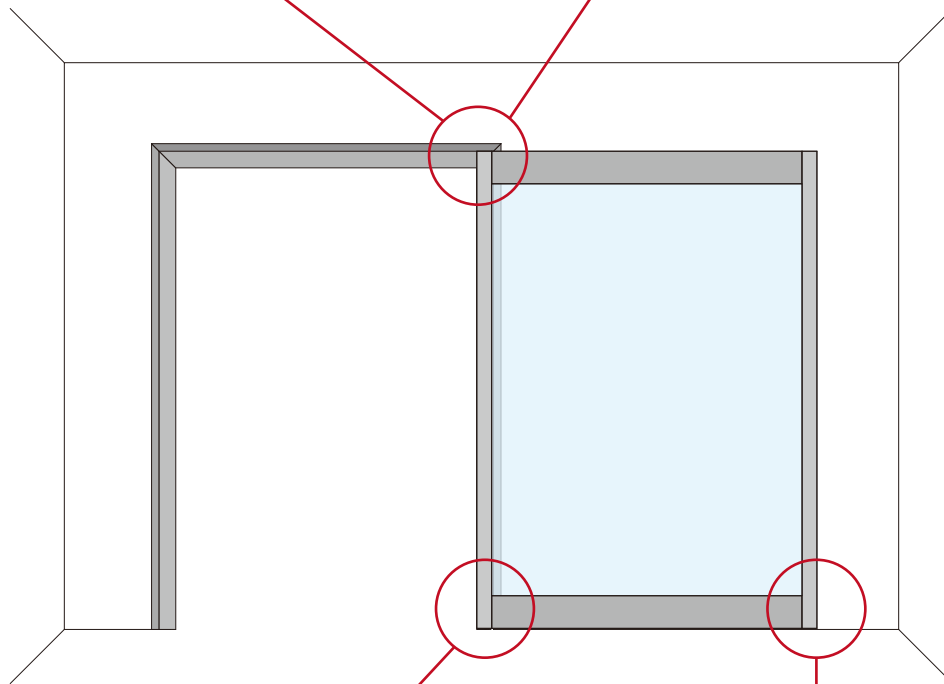
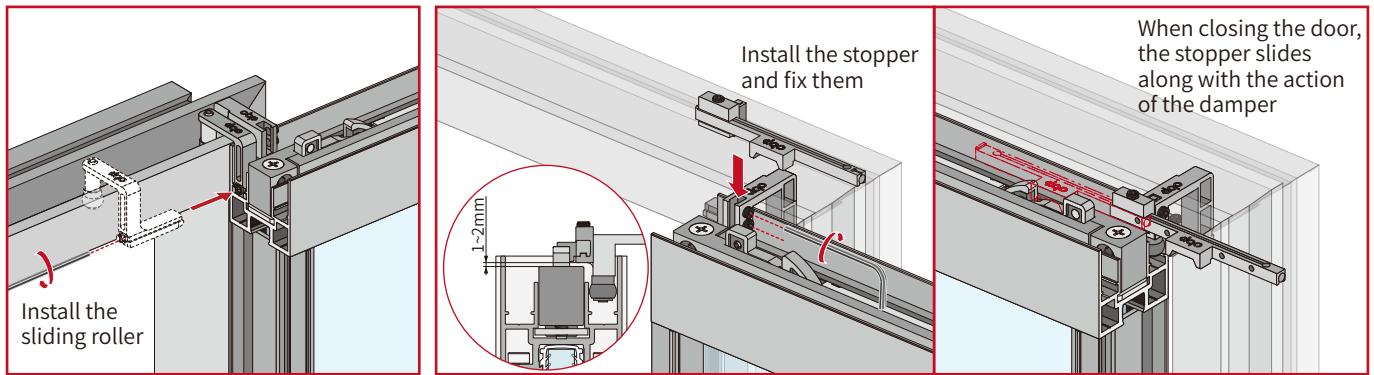
See pages 85~86 for the Solution Diagram



See page 42 for more details

System analysis

- Sliding roller system
- The Installation Schematic of Invisible door



System analysis

- Sliding roller system
- The swing door Accessories set

Perfect A60 swing door set

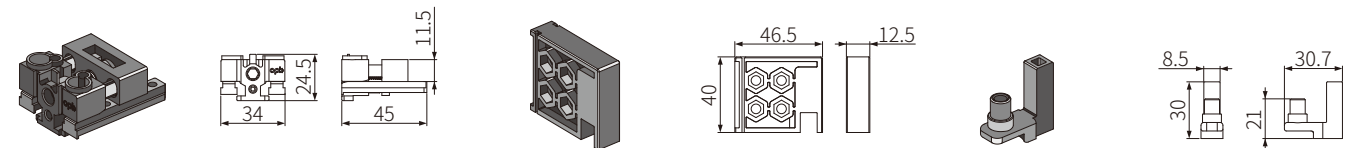
Inner Packing Specification	Outer Packing Specification	SAP code
1 set/box	40 boxes/case	CA470001-001



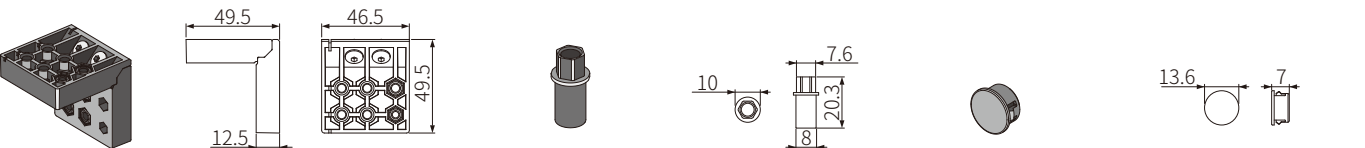
Single door width	≥300mm
Single door thickness	40mm
Suitable for Glass Thickness	8~11mm
Single door load bearing	≤80kg

Order instructions

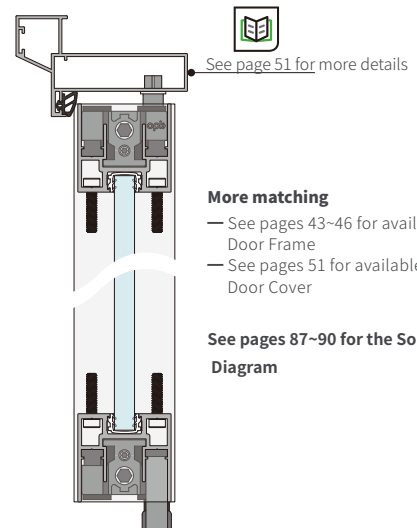
- Please order the profiles and tracks separately
- apply to left-Open and right-Open



Product name	Quantity	SAP code	Product name	Quantity	SAP code	Product name	Quantity	SAP code
Heaven and earth hinge	x2	CA991631-001	Base fixing block	x1	P0107-011	Hinge base	x1	CA991633-001



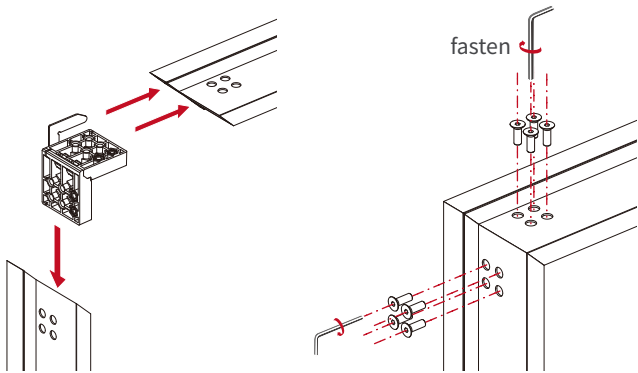
Product name	Quantity	SAP code	Product name	Quantity	SAP code	Product name	Quantity	SAP code
Injection molding corner code	x2	CA991634-001	apical axis	x1	P0194-001	Screw hole decorative cover	x10	P0191-005



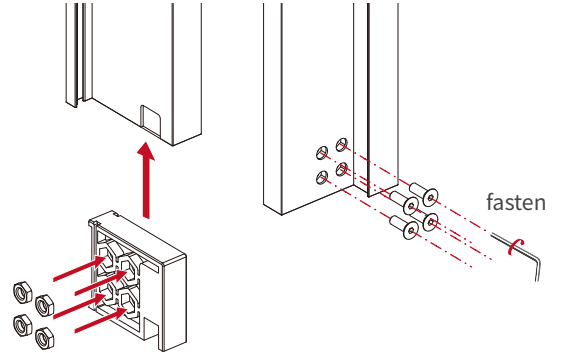
System analysis

- Sliding roller system
- The Installation Schematic of Swing door

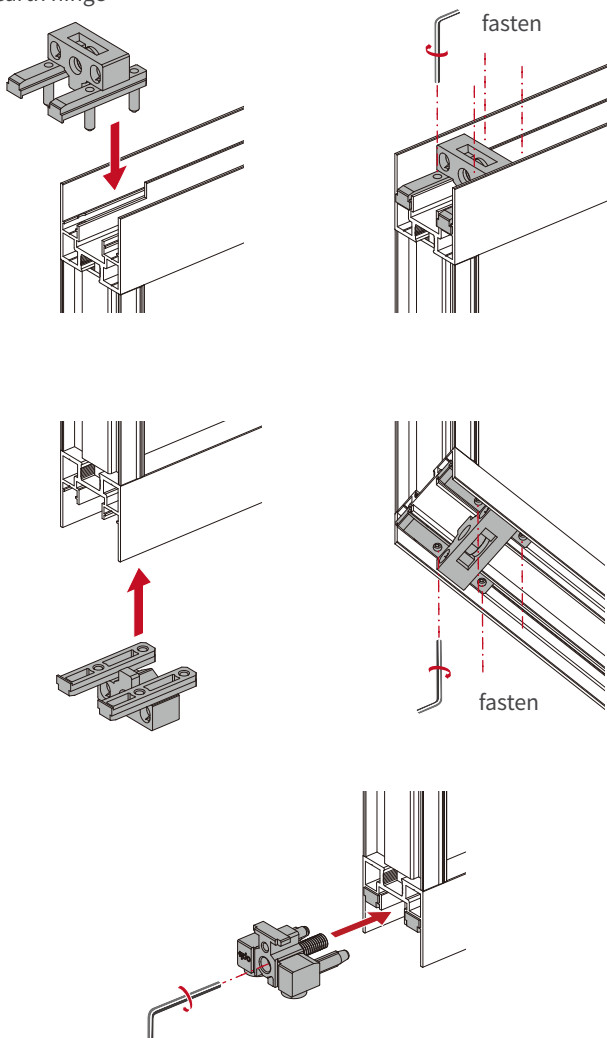
Install injection molding corner code



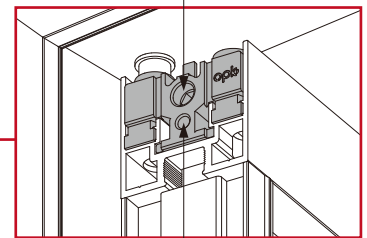
Install the base fixer



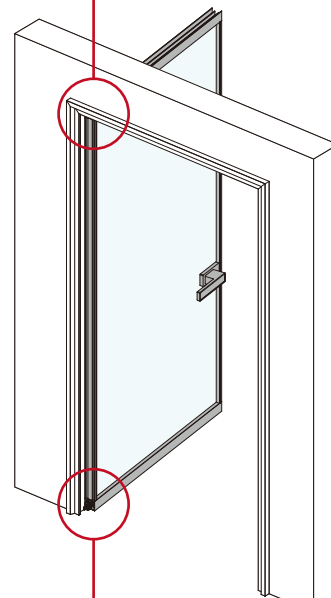
install heaven and earth hinge



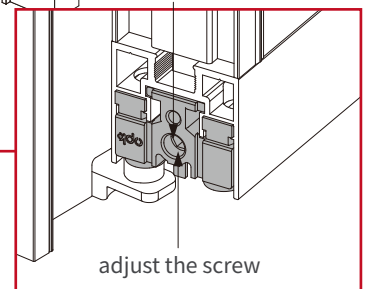
adjust the screw



fix the screw



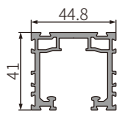
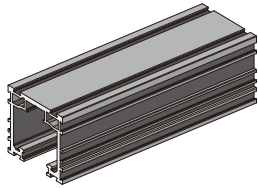
fix the screw



adjust the screw

System analysis

- Track system
- Hanging sliding track profile



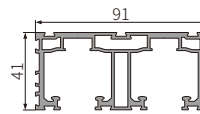
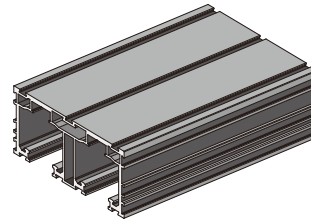
Technical Overview

- Meter Weight: 1.35kg/m
- Material: Aluminum Alloy
- Surface Treatment: oxidized flat light black
- Length: 6000mm

Usage Instructions

- Used with the Hanging sliding roller system
- Length can be customized according to demand
- Pre-drilling and Screw fixation

Product name	Model Number
Hanging sliding track	OPK-A101



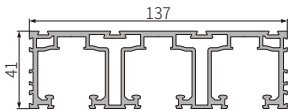
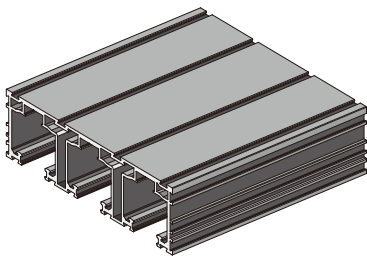
Technical Overview

- Meter Weight: 2.14kg/m
- Material: Aluminum Alloy
- Surface Treatment: oxidized flat light black
- Length: 6000mm

Usage Instructions

- Apply to 2 Overlap sliding doors
- can be combined with the Hanging sliding track into 3 Linkage door or 2 Linkage doors with one free door
- Length can be customized according to demand
- Pre-drilling and Screw fixation

Product name	Model Number
40Hanging sliding double track	OPK-A114-40



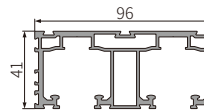
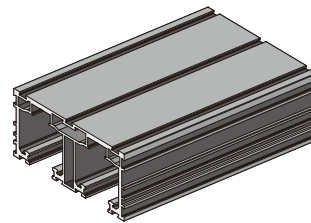
Technical Overview

- Material: Aluminum Alloy
- Surface Treatment: oxidized flat light black
- Length: 6000mm

Usage Instructions

- Used with the Hanging sliding roller system
- Apply to 3 Linkage door or 2 Linkage doors with one free door

Product name	Model Number
40 Hanging Sliding Roller Track for 3 Sliding Track	OPK-A116-40



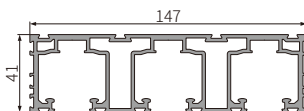
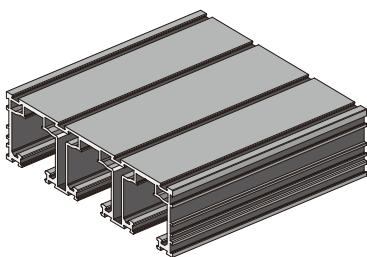
Technical Overview

- Material: Aluminum Alloy
- Surface Treatment: oxidized flat light black
- Length: 6000mm

Usage Instructions

- Apply to 2 Overlap sliding doors
- can be combined with the Hanging sliding track into 3 Linkage door or 2 Linkage doors with one free door
- Length can be customized according to demand
- Pre-drilling and Screw fixation

Product name	Model Number
45 Hanging Sliding Roller Track for Double Sliding Track	OPK-A118-45



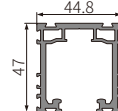
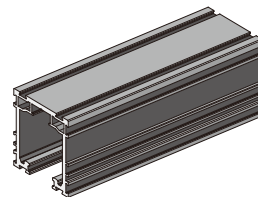
Technical Overview

- Material: Aluminum Alloy
- Surface Treatment: oxidized flat light black
- Length: 6000mm

Usage Instructions

- Used with the Hanging sliding roller system
- Apply to 3 Linkage door or 2 Linkage doors with one free door

Product name	Model Number
45 Hanging Sliding Roller Track for 3 Sliding Track	OPK-A120-45



Technical Overview

- Meter Weight: 1.21kg/m
- Material: Aluminum Alloy
- Surface Treatment: oxidized flat light black
- Length: 6000mm

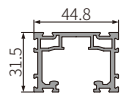
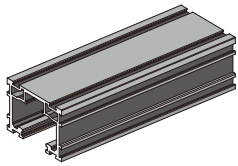
Usage Instructions

- apply to Synchronized Linkage Door
- Length can be customized according to demand
- Pre-drilling and Screw fixation

Product name	Model Number
Hanging sliding high track(apply to Synchronized Linkage Door)	OPK-A102

System analysis

- Track system
- Hanging sliding track profile

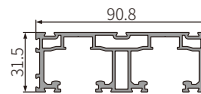
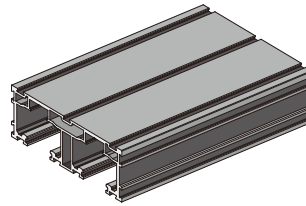


Technical Overview

- Meter Weight: 0.99kg/m
- Material: Aluminum Alloy
- Surface Treatment: oxidized flat light black
- Length: 6000mm

Usage Instructions

- Pair with the Perfect system-30 low track opposite damping hanging sliding track set
- Length can be customized according to demand
- Pre-drilling and Screw fixation



Technical Overview

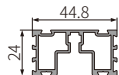
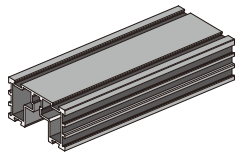
- Meter Weight: 1.77kg/m
- Material: Aluminum Alloy
- Surface Treatment: oxidized flat light black
- Length: 6000mm

Usage Instructions

- Pair with the Perfect system-30 low track opposite damping hanging sliding track set
- Length can be customized according to demand
- Pre-drilling and Screw fixation

Product name	Model Number
Hanging sliding low track	OPK-A123

Product name	Model Number
40 Hanging sliding low double track	OPK-A124-40



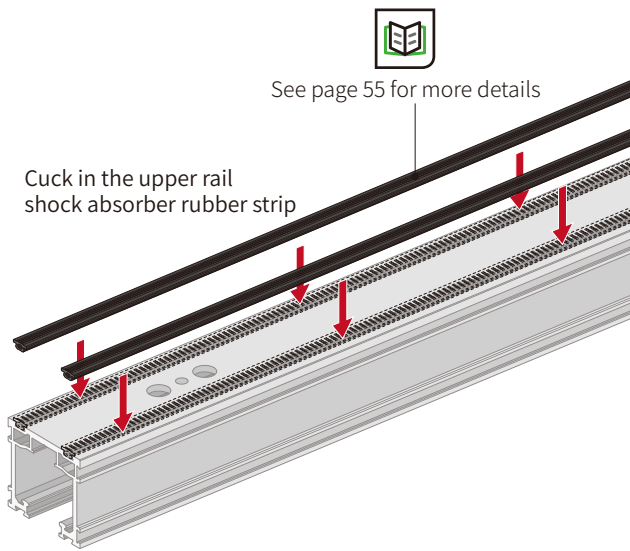
Technical Overview

- Meter Weight: 0.68kg/m
- Material: Aluminum Alloy
- Surface Treatment: oxidized flat light black
- Length: 6000mm

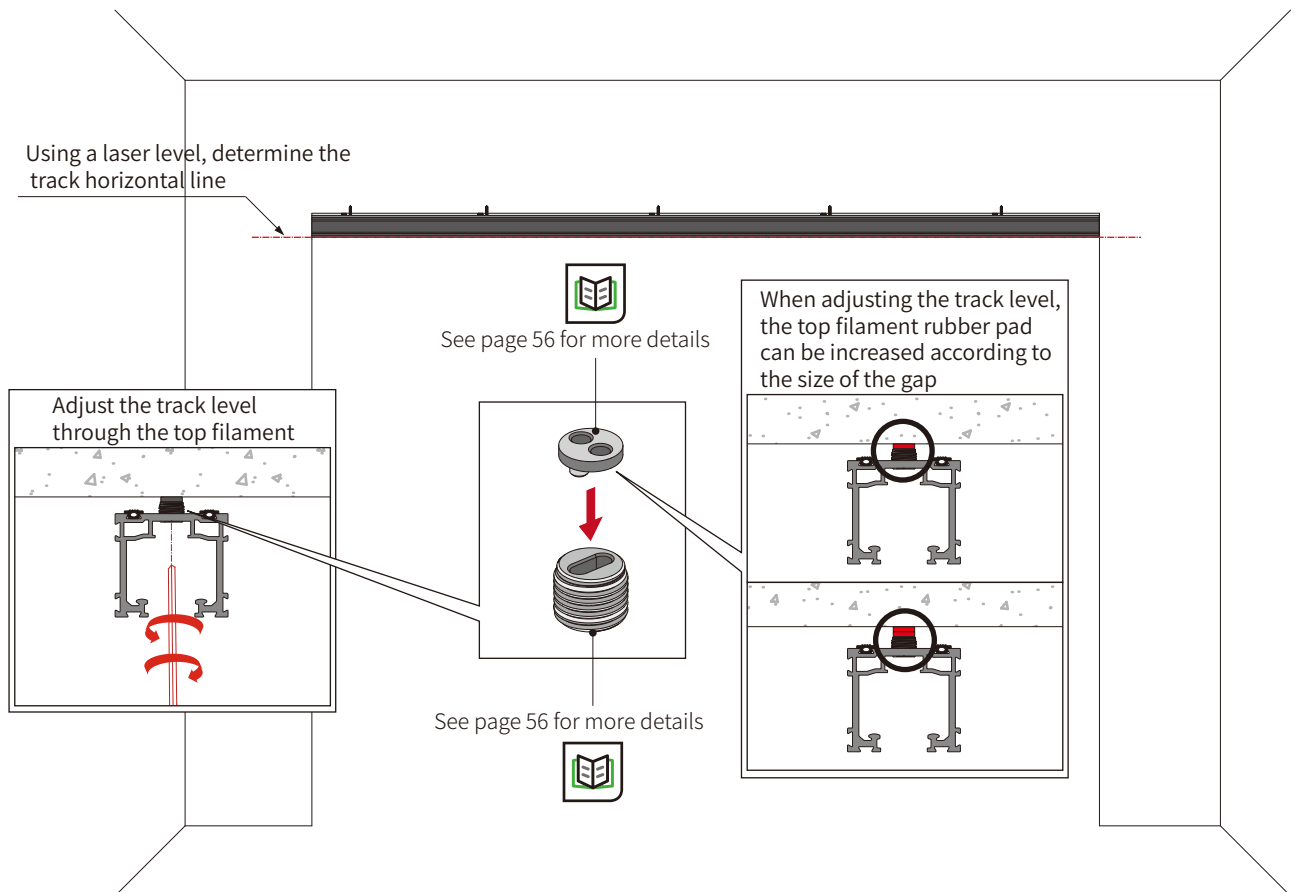
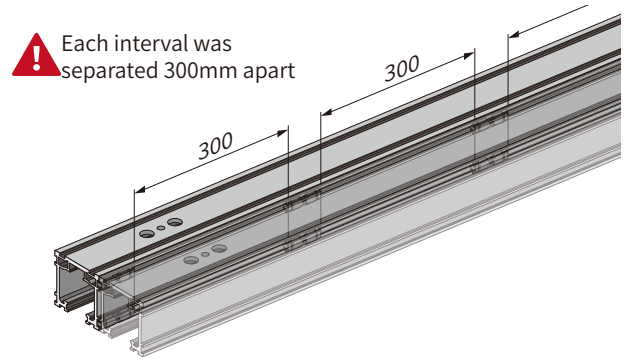
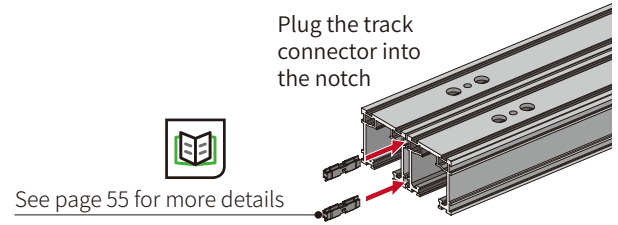
Product name	Model Number
The Bottom load-bearing is matched with the Top sliding track	OPK-A112

System analysis

- Track system
- Hanging sliding track profile installation schematic diagram

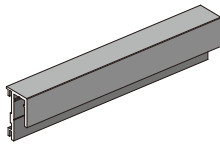


Track combination Instruction

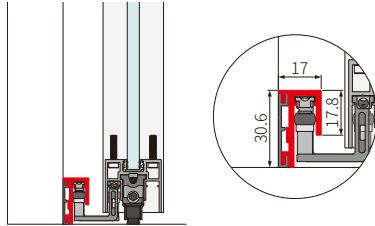


System analysis

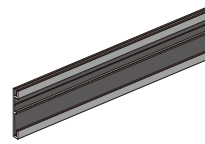
- Track system
- The invisible door track profile



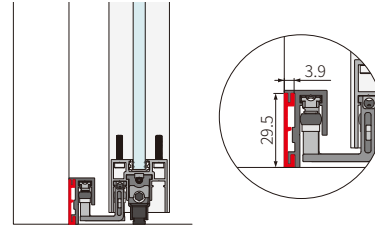
Technical Overview
 —Meter Weight: 0.39kg/m
 —Material: Aluminum Alloy
 —Surface Treatment: Enamelled copper/Cypress grey/Titanium void grey
 —Length: 6000mm



Product name	Model Number
The bottom guide track notch	OPK-A121

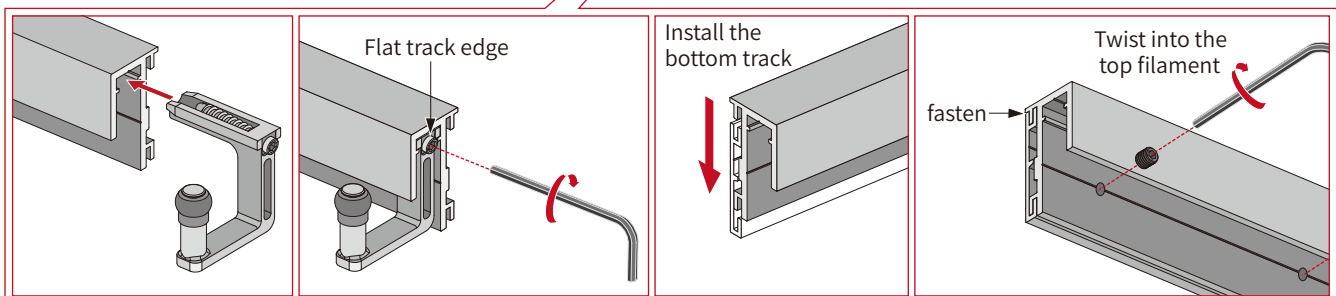
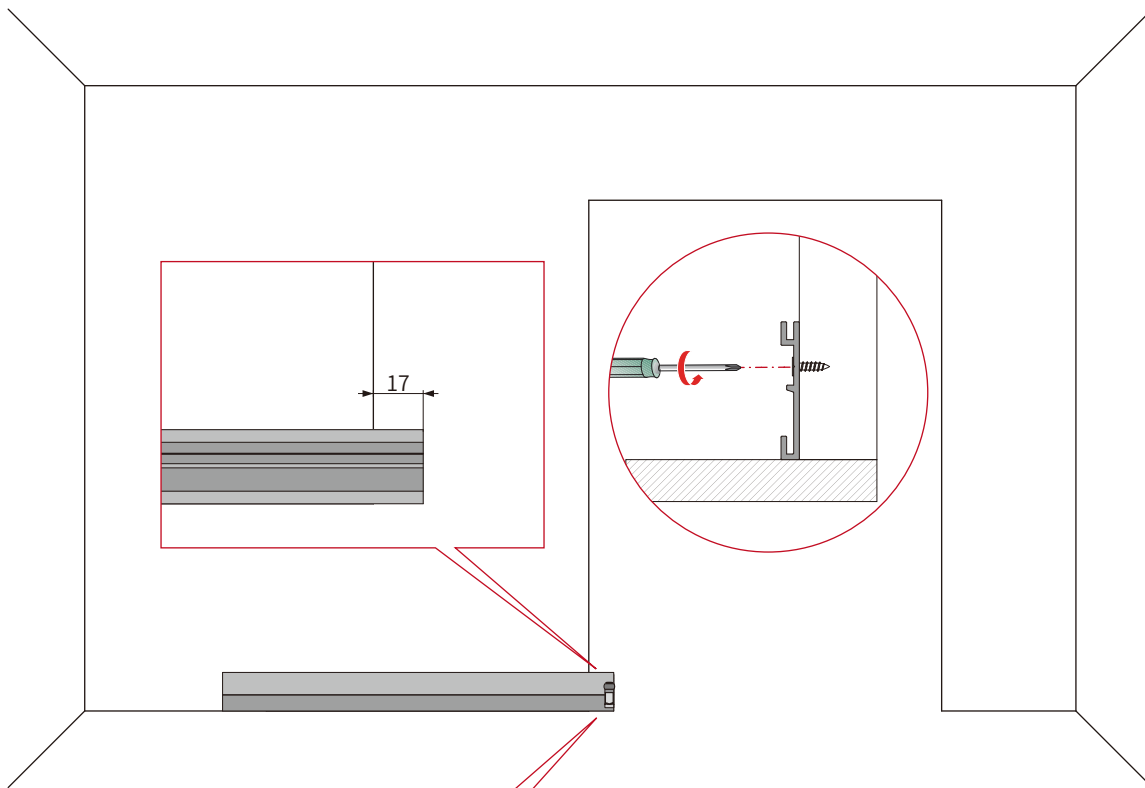


Technical Overview
 —Meter Weight: 0.15kg/m
 —Material: Aluminum Alloy
 —Surface Treatment: Enamelled copper/Cypress grey/Titanium void grey
 —Length: 6000mm




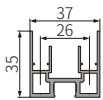
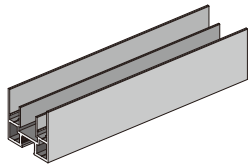
Product name	Model Number
The pre - installing track of the bottom track notch	OPK-A122

— The Installation Schematic of the invisible track profile




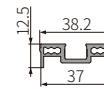
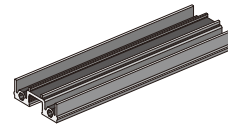
System analysis

- Door frame system
- 4016 door frame



Technical Overview


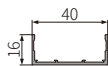
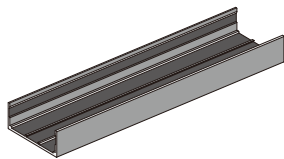
- Meter Weight: 0.76kg/m
- Material: Aluminum Alloy
- Surface Treatment: Enamelled copper/Cypress grey/Titanium void grey
- Length: 6000mm



Technical Overview

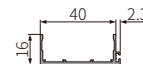
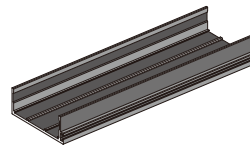
- Meter Weight: 0.45kg/m
- Material: Aluminum Alloy
- Surface Treatment: Enamelled copper/Cypress grey/Titanium void grey
- Length: 6000mm

Product name	Model Number	Product name	Model Number
40 door frame top and bottom frame	OPK-A201-40	40 door frame mullion(inside)	OPK-A202-40



Technical Overview


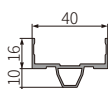
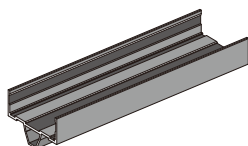
- Meter Weight: 0.27kg/m
- Material: Aluminum Alloy
- Surface Treatment: Enamelled copper/Cypress grey/Titanium void grey
- Length: 6000mm



Technical Overview


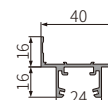
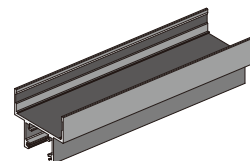
- Meter Weight: 0.29kg/m
- Material: Aluminum Alloy
- Surface Treatment: Enamelled copper/Cypress grey/Titanium void grey
- Length: 6000mm

Product name	Model Number	Product name	Model Number
40 door frame mullion(outside)	OPK-A203-40	40 door frame mullion(External clasp)	OPK-A204-40



Technical Overview

- Meter Weight: 0.35kg/m
- Material: Aluminum Alloy
- Surface Treatment: Enamelled copper/Cypress grey/Titanium void grey
- Length: 6000mm



Technical Overview

- Meter Weight: 0.48kg/m
- Material: Aluminum Alloy
- Surface Treatment: Enamelled copper/Cypress grey/Titanium void grey
- Length: 6000mm

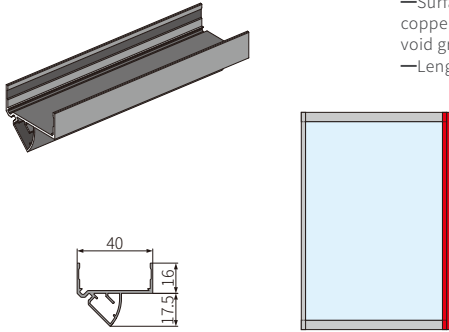
Product name	Model Number	Product name	Model Number
40 synchronized door cover A	OPK-A207-40	40 synchronized door cover B	OPK-A208-40

System analysis

- Door frame system
- 4016 door frame

Technical Overview

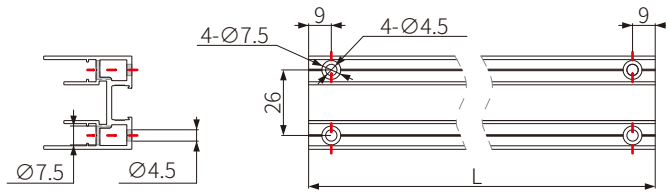
- Meter Weight: 0.41kg/m
- Material: Aluminum Alloy
- Surface Treatment: Enamelled copper/Cypress grey/Titanium void grey
- Length: 6000mm



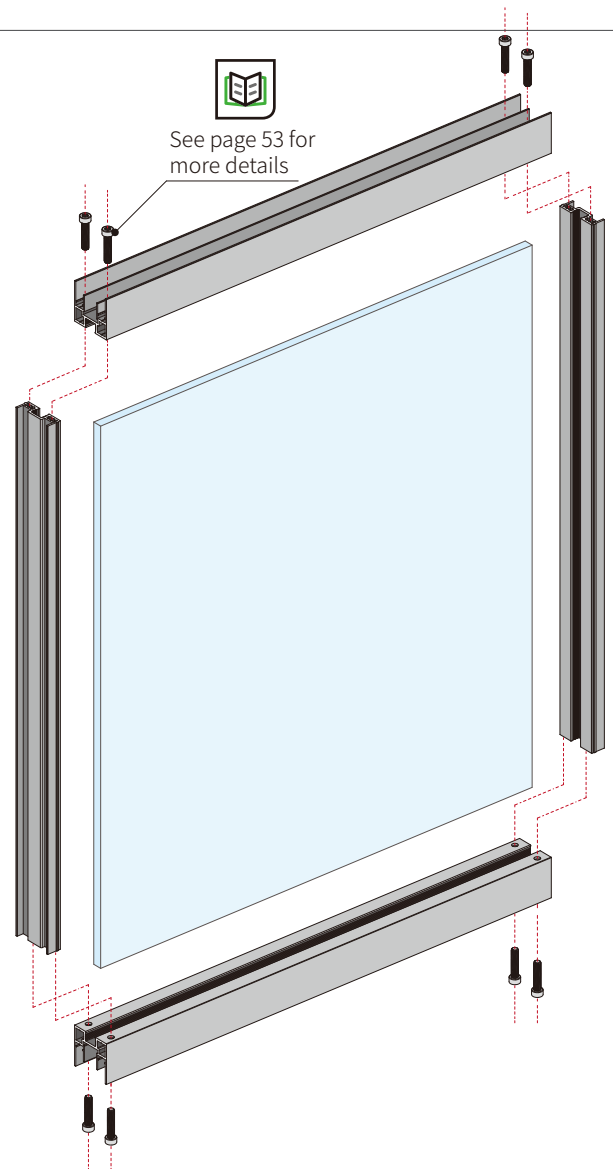
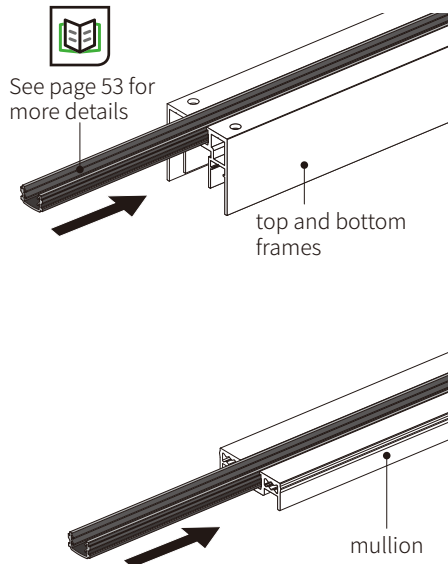
Product name	Model Number
40 right-angle synchronized door cover (arc surface)	OPK-A206-40

— Schematic diagram of the Door frame system Installation

Top and bottom horizontal frame opening dimensions




Install glass rubber strips




System analysis

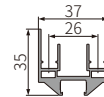
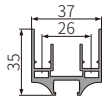
- Door frame system
- 4010 door frame



Technical Overview
 —Meter Weight: 0.73kg/m
 —Material: Aluminum Alloy
 —Surface Treatment: Enamelled copper/Cypress grey/Titanium void grey
 —Length: 6000mm




Technical Overview
 —Meter Weight: 0.78kg/m
 —Material: Aluminum Alloy
 —Surface Treatment: Enamelled copper/Cypress grey/Titanium void grey
 —Length: 6000mm




Product name	Model Number
4010 top and bottom horizontal frame (arc surface)	OPK-A234

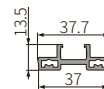

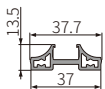
Product name	Model Number
4010 top and bottom horizontal frame (arc surface)	OPK-A227



Technical Overview
 —Meter Weight: 0.46kg/m
 —Material: Aluminum Alloy
 —Surface Treatment: Enamelled copper/Cypress grey/Titanium void grey
 —Length: 6000mm




Technical Overview
 —Meter Weight: 0.46kg/m
 —Material: Aluminum Alloy
 —Surface Treatment: Enamelled copper/Cypress grey/Titanium void grey
 —Length: 6000mm

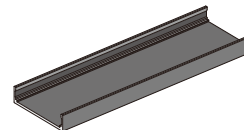


Product name	Model Number
4010 door frame mullion(inside-arc surface)	OPK-A235

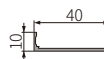

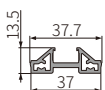
Product name	Model Number
4010 door frame mullion(Flat plane)	OPK-A236



Technical Overview
 —Meter Weight: 0.48kg/m
 —Material: Aluminum Alloy
 —Surface Treatment: Enamelled copper/Cypress grey/Titanium void grey
 —Length: 6000mm



Technical Overview
 —Meter Weight: 0.22kg/m
 —Material: Aluminum Alloy
 —Surface Treatment: Enamelled copper/Cypress grey/Titanium void grey
 —Length: 6000mm

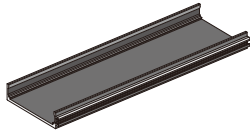


Product name	Model Number
4010 door frame mullion(bevelled)	OPK-A228


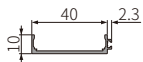
Product name	Model Number
4010 door frame mullion(outside)	OPK-A229

System analysis

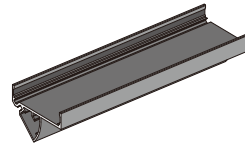
- Door frame system
- 4010 door frame




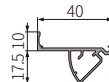
Technical Overview
 —Meter Weight: 0.24kg/m
 —Material: Aluminum Alloy
 —Surface Treatment: Enamelled copper/Cypress grey/Titanium void grey
 —Length: 6000mm



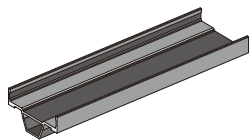
Product name	Model Number
4010 door frame mullion(Outside-External clasp)	OPK-A230




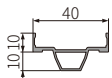
Technical Overview
 —Meter Weight: 0.37kg/m
 —Material: Aluminum Alloy
 —Surface Treatment: Enamelled copper/Cypress grey/Titanium void grey
 —Length: 6000mm



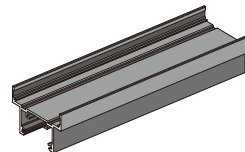
Product name	Model Number
4010 door frame mullion(Right angle - synchronized door)	OPK-A231



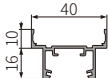
Technical Overview
 —Meter Weight: 0.31kg/m
 —Material: Aluminum Alloy
 —Surface Treatment: Enamelled copper/Cypress grey/Titanium void grey
 —Length: 6000mm



Product name	Model Number
4010 door frame mullion(Outside-synchronized A)	OPK-A232



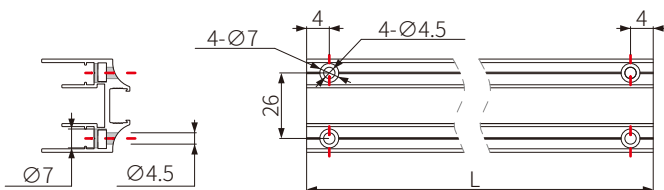
Technical Overview
 —Meter Weight: 0.4kg/m
 —Material: Aluminum Alloy
 —Surface Treatment: Enamelled copper/Cypress grey/Titanium void grey
 —Length: 6000mm



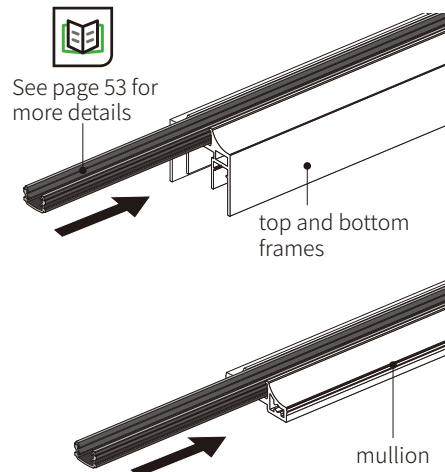
Product name	Model Number
4010 door frame mullion(Outside-synchronized B)	OPK-A233

— Schematic diagram of the Door frame system Installation

Top and bottom horizontal frame opening dimensions



Install glass rubber strips

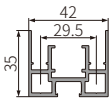
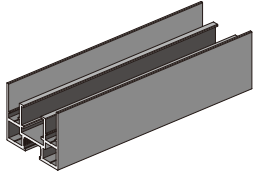


System analysis

- Door frame system
- 4516 door frame


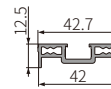

Technical Overview

- Meter Weight: 0.9kg/m
- Material: Aluminum Alloy
- Surface Treatment: Enamelled copper/Cypress grey/Titanium void grey
- Length: 6000mm



Technical Overview

- Meter Weight: 0.52kg/m
- Material: Aluminum Alloy
- Surface Treatment: Enamelled copper/Cypress grey/Titanium void grey
- Length: 6000mm



Product name
45 door frame top and bottom horizontal frame


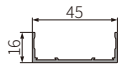
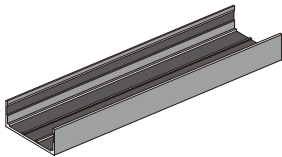
Model Number
OPK-A209-45

Product name
45 door frame mullion(inside)

Model Number
OPK-A210-45


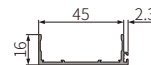
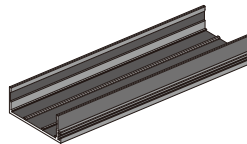
Technical Overview

- Meter Weight: 0.29kg/m
- Material: Aluminum Alloy
- Surface Treatment: Enamelled copper/Cypress grey/Titanium void grey
- Length: 6000mm



Technical Overview

- Meter Weight: 0.31kg/m
- Material: Aluminum Alloy
- Surface Treatment: Enamelled copper/Cypress grey/Titanium void grey
- Length: 6000mm



Product name
45 door frame mullion(outside)


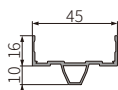
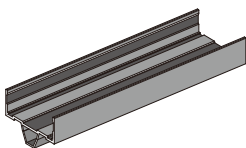
Model Number
OPK-A211-45

Product name
45 door frame mullion(External clasp)

Model Number
OPK-A212-45

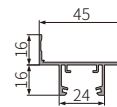
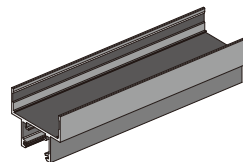
Technical Overview

- Meter Weight: 0.37kg/m
- Material: Aluminum Alloy
- Surface Treatment: Enamelled copper/Cypress grey/Titanium void grey
- Length: 6000mm



Technical Overview

- Meter Weight: 0.47kg/m
- Material: Aluminum Alloy
- Surface Treatment: Enamelled copper/Cypress grey/Titanium void grey
- Length: 6000mm



Product name
45 synchronized door cover A

Model Number
OPK-A214-45

Product name
45 synchronized door cover B


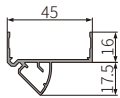
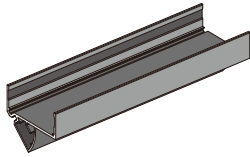
Model Number
OPK-A215-45

System analysis

- Door frame system
- 4516 door frame

Technical Overview

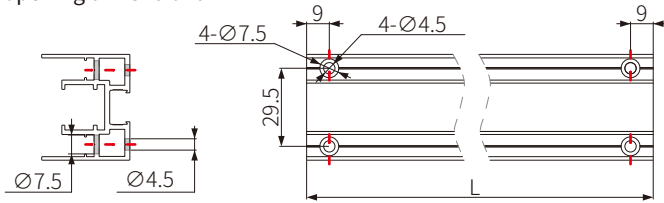
- Meter Weight: 0.43kg/m
- Material: Aluminum Alloy
- Surface Treatment: Enamelled copper/Cypress grey/Titanium void grey
- Length: 6000mm



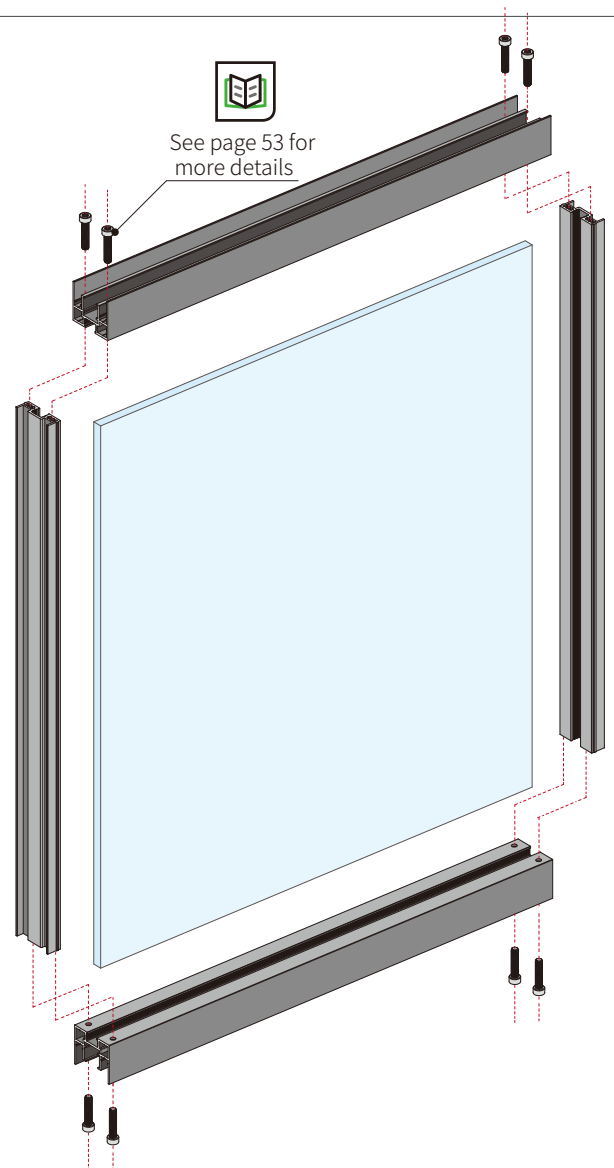
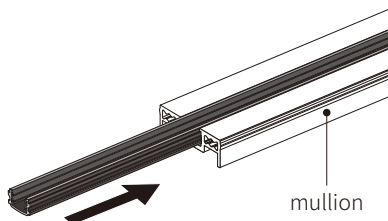
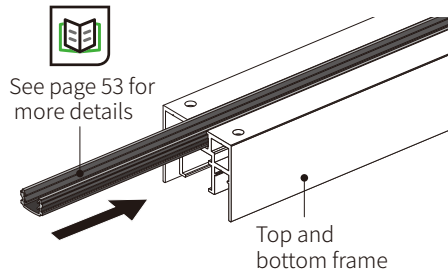
Product name	Model Number
45 Right-angle synchronized door cover(arc surface)	OPK-A213-45

— Schematic diagram of the Door frame system Installation

Top and bottom horizontal frame opening dimensions

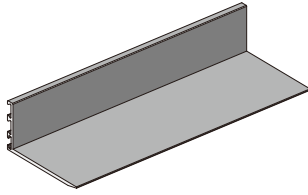


Install glass rubber strips



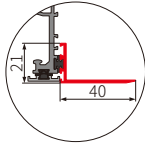
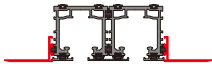
Sytem analysis

— Door cover system

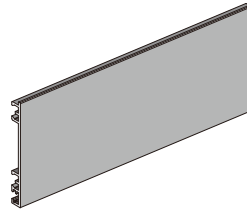


Technical Overview
 —Meter Weight:0.25kg/m
 —Material:Aluminum Alloy
 —Surface Treatment:Enamelled copper/Cypress grey/Titanium void grey
 —Length:6000mm

Usage Instructions
 — apply to Hanging sliding roller track

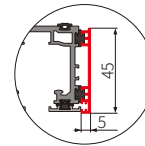
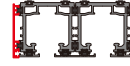


Product name	Model Number
The concealed track closing strip	OPK-A308

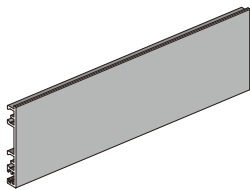


Technical Overview
 —Meter Weight:0.23kg/m
 —Material:Aluminum Alloy
 —Surface Treatment:Enamelled copper/Cypress grey/Titanium void grey
 —Length:6000mm

Usage Instructions
 — apply to Hanging sliding visible track(without the door cover)

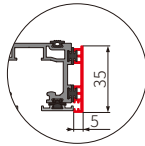


Product name	Model Number
Hanging sliding track door cover	OPK-A321




Technical Overview
 —Material:Aluminum Alloy
 —Surface Treatment:Enamelled copper/Cypress grey/Titanium void grey
 —Length:6000mm

Usage Instructions
 — apply to low Hanging sliding visible track(without the door cover)

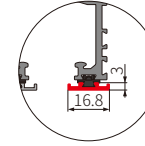
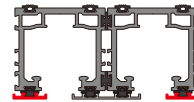


Product name	Model Number
low hanging sliding visible track door cover	OPK-A346

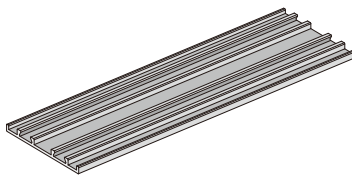


Technical Overview
 —Meter Weight:0.08kg/m
 —Material:Aluminum Alloy
 —Surface Treatment:Enamelled copper/Cypress grey/Titanium void grey
 —Length:6000mm

Usage Instructions
 — apply to hanging sliding track

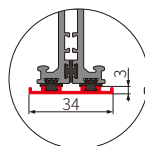
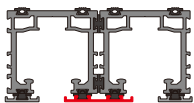


Product name	Model Number
40 Hanging sliding track decorated strip(side)	OPK-A310




Technical Overview
 —Meter Weight:0.13kg/m
 —Material:Aluminum Alloy
 —Surface Treatment:Enamelled copper/Cypress grey/Titanium void grey
 —Length:6000mm

Usage Instructions
 — apply to hanging sliding track

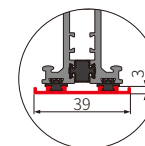
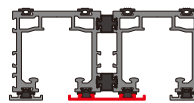


Product name	Model Number
40 Hanging sliding track decorated strip(Middle)	OPK-A309-40



Technical Overview
 —Meter Weight:0.15kg/m
 —Material:Aluminum Alloy
 —Surface Treatment:Enamelled copper/Cypress grey/Titanium void grey
 —Length:6000mm


Usage Instructions
 — apply to hanging sliding track



Product name	Model Number
45 Hanging sliding track decorated strip(Middle)	OPK-A314-45

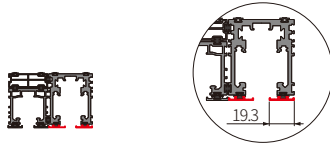
Sytem analysis

— Door cover system

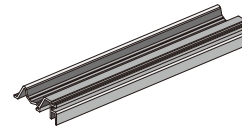


Technical Overview
—Material: Aluminum Alloy
—Surface Treatment: Enamelled copper/Cypress grey/Titanium void grey
—Length: 6000mm

Usage Instructions
— apply to Intelligent sliding track

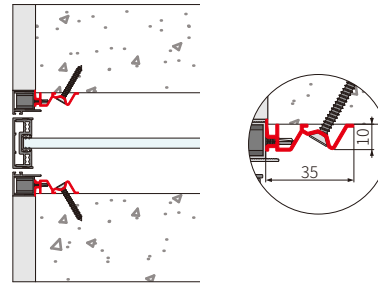


Product name	Model Number
Intelligent sliding track decorated door cover	OPK-A345

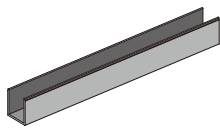


Technical Overview
—Meter Weight: 0.24kg/m
—Material: Aluminum Alloy
—Surface Treatment: Enamelled copper/Cypress grey/Titanium void grey
—Length: 6000mm

Usage Instructions
— apply to pocket door

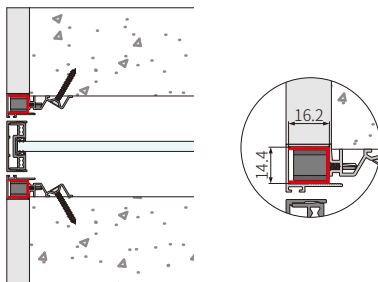


Product name	Model Number
the pocket door fixer	OPK-A326

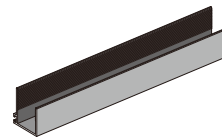


Technical Overview
—Meter Weight: 0.13kg/m
—Material: Aluminum Alloy
—Surface Treatment: Enamelled copper/Cypress grey/Titanium void grey
—Length: 6000mm

Usage Instructions
— apply to pocket door

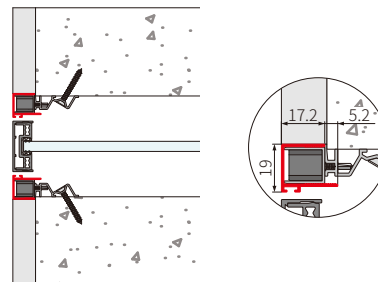


Product name	Model Number
the pocket door U-Taye adjuster	OPK-A327

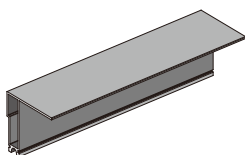


Technical Overview
—Meter Weight: 0.18kg/m
—Material: Aluminum Alloy
—Surface Treatment: Enamelled copper/Cypress grey/Titanium void grey
—Length: 6000mm

Usage Instructions
— apply to pocket door

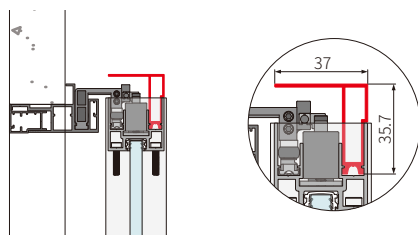


Product name	Model Number
the pocket door Expansion adjuster	OPK-A328

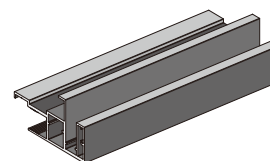


Technical Overview
—Meter Weight: 0.35kg/m
—Material: Aluminum Alloy
—Surface Treatment: Enamelled copper/Cypress grey/Titanium void grey
—Length: 6000mm

Usage Instructions
— apply to the invisible door

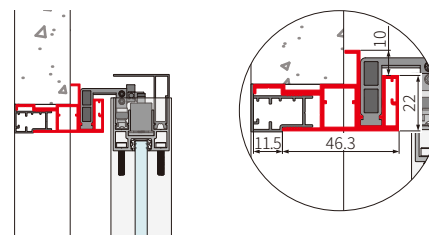


Product name	Model Number
new door frame decorated door cover	OPK-A226



Technical Overview
—Meter Weight: 0.79kg/m
—Material: Aluminum Alloy
—Surface Treatment: Enamelled copper/Cypress grey/Titanium void grey
—Length: 6000mm

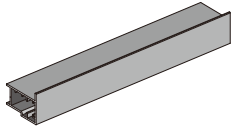
Usage Instructions
— apply to the invisible door



Product name	Model Number
the invisible door sliding track-door cover	OPK-A339

System analysis

— Door cover system

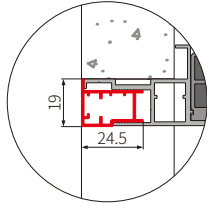
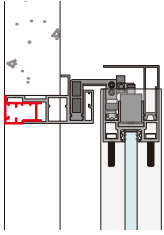


Technical Overview

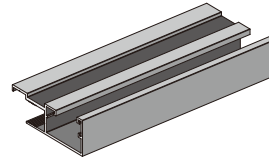
- Meter Weight:0.24kg/m
- Material:Aluminum Alloy
- Surface Treatment:Enamelled copper/Cypress grey/Titanium void grey
- Length:6000mm

Usage Instructions

- apply to the invisible door



Product name	Model Number
the invisible door half-closing in	OPK-A342

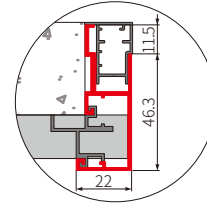
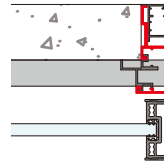


Technical Overview

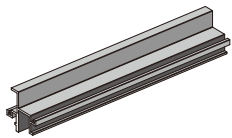
- Meter Weight:0.53kg/m
- Material:Aluminum Alloy
- Surface Treatment:Enamelled copper/Cypress grey/Titanium void grey
- Length:6000mm

Usage Instructions

- apply to the invisible door



Product name	Model Number
the invisible door mullion closing-in door cover (outside)	OPK-A340

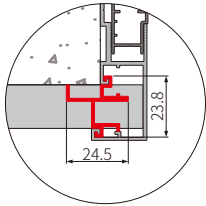
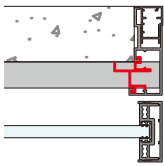


Technical Overview

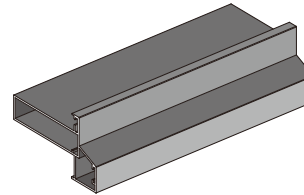
- Meter Weight:0.26kg/m
- Material:Aluminum Alloy
- Surface Treatment:Enamelled copper/Cypress grey/Titanium void grey
- Length:6000mm

Usage Instructions

- apply to the invisible door



Product name	Model Number
the invisible door mullion closing-in door cover (inside)	OPK-A341

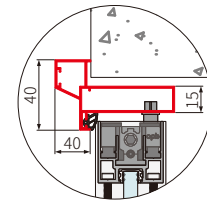
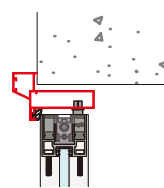


Technical Overview

- Meter Weight:0.74kg/m
- Material:Aluminum Alloy
- Surface Treatment:Enamelled copper/Cypress grey/Titanium void grey
- Length:6000mm

Usage Instructions

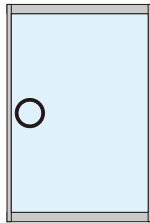
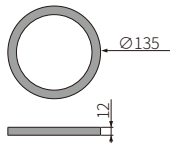
- apply to the swing door



Product name	Model Number
the swing door outside closing and inside open door cover	OPK-A323

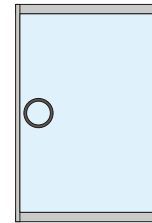
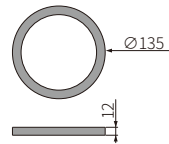
System analysis

- Auxiliary accessories system
- Door frame auxiliary accessories



Technology general situation

- Material: Aluminum Alloy
- Surface Treatment:



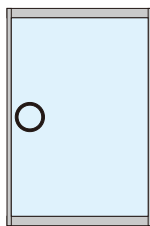
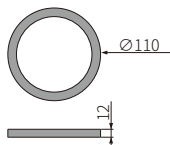
Technology general situation

- Material: Aluminum Alloy
- Surface Treatment:



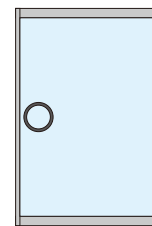
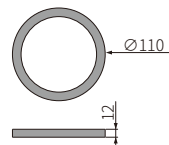
Product name	Model Number	SAP code
Perfect Round Handle # 1 (Two-color)135mm_Perfect metal black	OPK-A533	CA991626-001
Perfect Round Handle # 1 (Two-color)135mm_Perfect porcelain Swimming Ash	OPK-A533	CA991626-002
Perfect Round Handle # 1 (Two-color)135mm_Perfect Mocaffine	OPK-A533	CA991626-003
Perfect Round Handle # 1 (Two-color)135mm_Perfect moonlight grey	OPK-A533	CA991626-004

Product name	Model Number	SAP code
Perfect Round Handle # 1 (one-color)135mm_Perfect metal black	OPK-A534	CA991629-001
Perfect Round Handle # 1 (one-color)135mm_Perfect porcelain Swimming Ash	OPK-A534	CA991629-002
Perfect Round Handle # 1 (one-color)135mm_Perfect Mocaffine	OPK-A534	CA991629-003
Perfect Round Handle # 1 (one-color)135mm_Perfect moonlight grey	OPK-A534	CA991629-004



Technology general situation

- Material: Aluminum Alloy
- Surface Treatment:




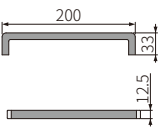
Technology general situation

- Material: Aluminum Alloy
- Surface Treatment:



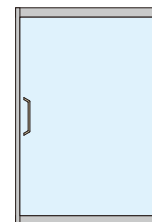
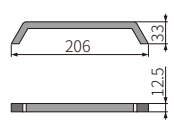
Product name	Model Number	SAP code
Perfect Round Handle # 1 (Two-color)110mm_Perfect metal black	OPK-A535	CA991627-001
Perfect Round Handle # 1 (Two-color)110mm_Perfect porcelain Swimming Ash	OPK-A535	CA991627-002
Perfect Round Handle # 1 (Two-color)110mm_Perfect Mocaffine	OPK-A535	CA991627-003
Perfect Round Handle # 1 (Two-color)110mm_Perfect moonlight grey	OPK-A535	CA991627-004

Product name	Model Number	SAP code
Perfect Round Handle # 1 (one-color) 110mm_Perfect metal black	OPK-A536	CA991628-001
Perfect Round Handle # 1 (one-color) 110mm_Perfect porcelain Swimming Ash	OPK-A536	CA991628-002
Perfect Round Handle # 1 (one-color) 110mm_Perfect Mocaffine	OPK-A536	CA991628-003
Perfect Round Handle # 1 (one-color) 110mm_Perfect moonlight grey	OPK-A536	CA991628-004



Technology general situation

- Material: Aluminum Alloy
- Surface Treatment:



Technology general situation

- Material: Aluminum Alloy
- Surface Treatment:



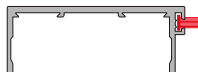
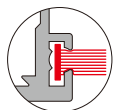
Product name	Inner Packing Specification	Outer Packing Specification	Model Number	SAP code
Perfect U-shaped handle # 1	Perfect metal black	Ten boxes/box	20 boxes/case	OPK-A519 CA991574-007
	Perfect porcelain Swimming Ash	Ten boxes/box	20 boxes/case	OPK-A519 CA991574-008
	Perfect Mocaffine	Ten boxes/box	20 boxes/case	OPK-A519 CA991574-006
	Perfect moonlight grey	Ten boxes/box	20 boxes/case	OPK-A519 CA991574-009

Product name	Inner Packing Specification	Outer Packing Specification	Model Number	SAP code
Perfect boat type handle # 1	Perfect metal black	Ten boxes/box	20 boxes/case	OPK-A518 CA991574-011
	Perfect porcelain Swimming Ash	Ten boxes/box	20 boxes/case	OPK-A518 CA991574-012
	Perfect Mocaffine	Ten boxes/box	20 boxes/case	OPK-A518 CA991574-010
	Perfect moonlight grey	Ten boxes/box	20 boxes/case	OPK-A518 CA991574-013

Use technology to perfect life, And to make industry-benign sustainable development

System analysis

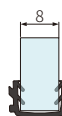
- Auxiliary accessories system
- Door frame auxiliary accessories



Usage Instruction

- Use with door mullion (External clasp)

Product name	Inner Packing Specification	Outer Packing Specification	Model Number	SAP code
Sealing strip for clasp	500 m/roll	4 roll/case	OPK-A403	653926



Technical overview

- Material: PVC
- Finish Treatment: Black

Usage Instruction

- Can be used for 8mm thick single glass

Product name	Inner Packing Specification	Outer Packing Specification	Model Number	SAP code
8mm Glass rubber strip	3.5m/piece	100 strips/tie	OPK-A408	653889



Technical overview

- Material: PVC
- Finish Treatment: Black

Usage Instruction

- can be used for 4mm+4mm thick laminated glass

Product name	Inner Packing Specification	Outer Packing Specification	Model Number	SAP code
9mm Glass rubber strip	3.5m/piece	100 strips/tie	OPK-A409	653822



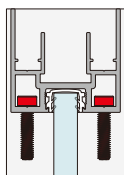
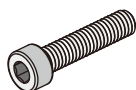
Technical overview

- Material: PVC
- Finish Treatment: Black

Usage Instruction

- Can be used for 10mm thick single glass

Product name	Inner Packing Specification	Outer Packing Specification	Model Number	SAP code
10mm Glass rubber strip	3.5m/piece	100 strips/tie	OPK-A410	653890



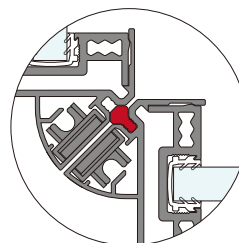

Technical overview

- Material: carbon steel
- Surface Treatment: nickel plating

Usage Instruction

- For the connection of the door system
- Eight piece for a door

Product name	Inner Packing Specification	Outer Packing Specification	Model Number	SAP code
internal Hexagonal self-tapping machine wire	500 piece/bag	24 bag/case	OPK-A503	141325



Technical overview

- Material: rubber
- Surface Treatment: Black

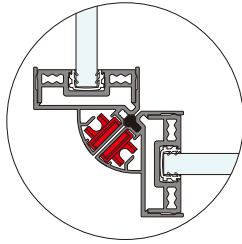
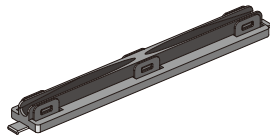
Usage Instruction

- For shock-proof and dust-proof synchronized decorative door cover

Product name	Inner Packing Specification	Outer Packing Specification	Model Number	SAP code
Right angle synchronized sealing rubber strip	400m/roll	2roll/case	OPK-A405	653763

System analysis


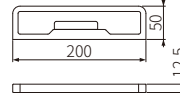
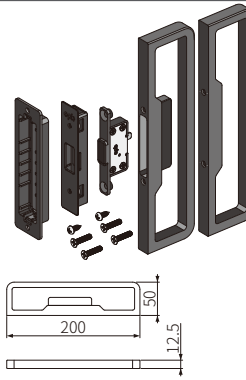
- Auxiliary accessories system
- Door frame auxiliary accessories



Technical overview
—Material: Iron + plastic
—Surface Treatment: Galvanized sheet + iron ash

Usage Instruction
— apply to Right angle synchronized door as door stopper

Product name	Inner Packing Specification	Outer Packing Specification	Model Number	SAP code
Right angle synchronized Magnetic absorption	25 set/box	500 Sets / Carton	OPK-A512	648457

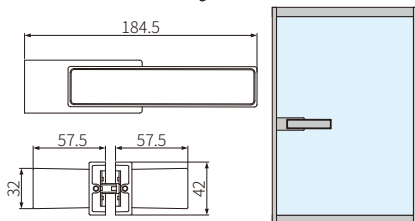
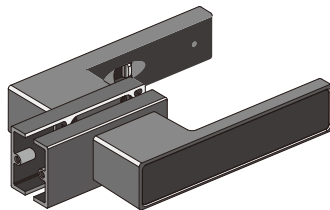


Technical overview
—Material: Aluminum Alloy
—Surface Treatment:

- Perfect metal black
- Perfect porcelain Swimming Ash
- Perfect Mocaffine
- Perfect moonlight grey

Usage Instruction
— Used for sliding door locks

Product name	Inner Packing Specification	Outer Packing Specification	Model Number	SAP code	
Perfect Magnetic Suction lock (square type)	Perfect Mocaffine	1 set/box	40 boxes/case	OPK-A531	CA450001-001
	Perfect metal black	1 set/box	40 boxes/case	OPK-A531	CA450001-002
	Perfect porcelain Swimming Ash	1 set/box	40 boxes/case	OPK-A531	CA450001-003
	Perfect moonlight grey	1 set/box	40 boxes/case	OPK-A531	CA450001-004

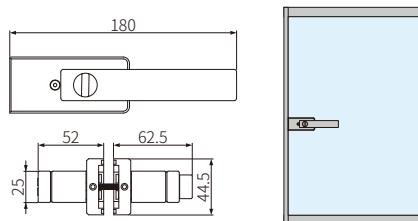
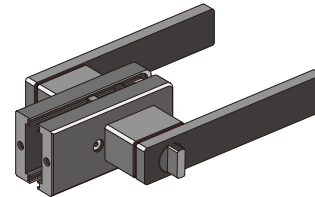


Technical overview
—Material: Aluminum Alloy
—Surface Treatment:

- Perfect metal black
- Perfect porcelain Swimming Ash
- Perfect Mocaffine
- Perfect moonlight grey

Usage Instruction
— apply to the swing door

Product name	Inner Packing Specification	Outer Packing Specification	Model Number	SAP code	
HandleLock (with push and twist backlock)	Perfect porcelain Swimming Ash	1 set/box	24 boxes/case	OPK-A537	CA450004-001
	Perfect Mocaffine	1 set/box	24 boxes/case	OPK-A537	CA450004-002
	Perfect metal black	1 set/box	24 boxes/case	OPK-A537	CA450004-003
	Perfect moonlight grey	1 set/box	24 boxes/case	OPK-A537	CA450004-004

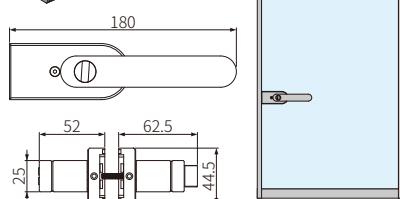
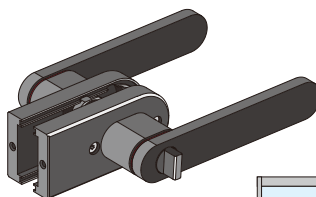


Technical overview
—Material: Aluminum Alloy
—Surface Treatment:

- Perfect metal black
- Perfect porcelain Swimming Ash
- Perfect Mocaffine
- Perfect moonlight grey

Usage Instruction
— apply to the swing door

Product name	Inner Packing Specification	Outer Packing Specification	Model Number	SAP code	
HandleLock (square type)	Perfect porcelain Swimming Ash	1 set/box	24 boxes/case	OPK-A529	CA450002-001
	Perfect Mocaffine	1 set/box	24 boxes/case	OPK-A529	CA450002-002
	Perfect metal black	1 set/box	24 boxes/case	OPK-A529	CA450002-003
	Perfect moonlight grey	1 set/box	24 boxes/case	OPK-A529	CA450002-004



Technical overview
—Material: Aluminum Alloy
—Surface Treatment:

- Perfect metal black
- Perfect porcelain Swimming Ash
- Perfect Mocaffine
- Perfect moonlight grey

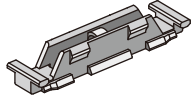
Usage Instruction
— apply to the swing door

Product name	Inner Packing Specification	Outer Packing Specification	Model Number	SAP code	
HandleLock (circular type)	Perfect porcelain Swimming Ash	1 set/box	24 boxes/case	OPK-A530	CA450003-001
	Perfect Mocaffine	1 set/box	24 boxes/case	OPK-A530	CA450003-002
	Perfect metal black	1 set/box	24 boxes/case	OPK-A530	CA450003-003
	Perfect moonlight grey	1 set/box	24 boxes/case	OPK-A530	CA450003-004

Use technology to perfect life, And to make industry-benign sustainable development

System analysis

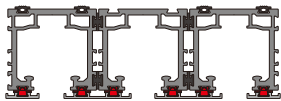
- Auxiliary accessories system
- Track auxiliary accessories



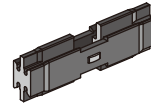
Technical overview
—Material : plastic
—Surface Treatment:Black



Usage Instruction
— used with the decorative strip of Hanging sliding track system and Ground rail sliding track system
— Install a plastic buckle every 250mm



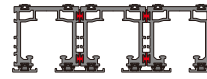
Product name	Inner Packing Specification	Outer Packing Specification	Model Number	SAP code
Plastic buckle	1000piece/bag	25bag/case	OPK-A502	653642



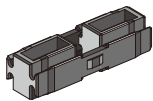
Technical overview
—Material : plastic
—Surface Treatment: gray



Usage Instruction
— apply to the connection between the Hanging and Ground rail sliding track system
— cooperate with the top track connection strip on the buckle plate for connection
— Install an Adapting piece every 250mm



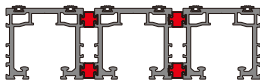
Product name	Inner Packing Specification	Outer Packing Specification	Model Number	SAP code
40 track Adapting piece	1000piece/bag	20bag/case	OPK-A501	653790



Technical overview
—Material : plastic
—Surface Treatment: gray



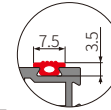
Usage Instruction
— apply to the connection between the Hanging and Ground rail sliding track system
— cooperate with the top track connection strip on the buckle plate for connection
— Install an Adapting piece every 250mm



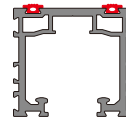
Product name	Inner Packing Specification	Outer Packing Specification	Model Number	SAP code
45 track Adapting piece	500piece/bag	15bag/case	OPK-A514	653772



Technical overview
—Material : rubber
—Surface Treatment: Black



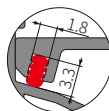
Usage Instruction
— apply to the Top- track shock-proof of the Hanging sliding track system and Ground rail sliding track system



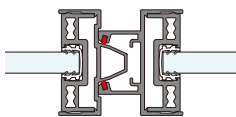
Product name	Inner Packing Specification	Outer Packing Specification	Model Number	SAP code
Top track shock-absorption rubber strip(High quality)	600m/roll	2roll/case	OPK-A404	653906
Top track shock-absorption rubber strip(standard)	600m/roll	2roll/case	OPK-A404	654183




Technical overview
—Material : rubber
—Surface Treatment: Black



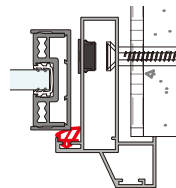
Usage Instruction
— Apply to synchronized decorative door cover B Shock-proof and Dust-proof



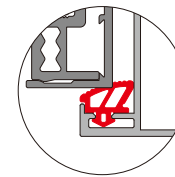
Product name	Inner Packing Specification	Outer Packing Specification	Model Number	SAP code
Top track shock- absorption rubber strip A(High quality)	2000m/roll	2roll/case	OPK-A402	653905
Top track shock- absorption rubber strip A(standard)	2000m/roll	2roll/case	OPK-A402	654184



Technical overview
—Material : rubber
—Surface Treatment: Black



Usage Instruction
— apply to the shock-proof and dust-proof of the Swing door system



Product name	Packing Specification	Model Number	SAP code
The buffer rubber strip of the Swing door	250m/roll	OPK-A416	Y0108-008

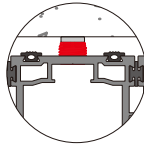
System analysis

- Auxiliary accessories system
- Track auxiliary accessories



Technical overview

- Material: Carbon steel
- Surface Treatment: Black



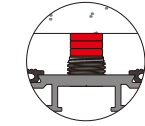
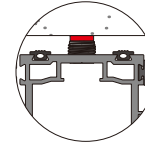
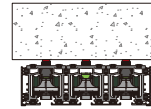
Usage Instruction

- apply to the Horizontal regulation of the Track- installation
- apply to Vertical regulation of the Door cover buckle plate Installation



Technical overview

- Material: plastic
- Surface Treatment: Black



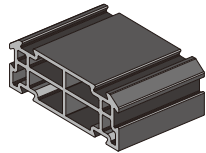
superimposed use

Usage Instruction

- Use with the alignment-Top wire of the track
- It can be used superimposed according to the size of the gap

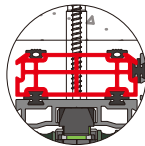
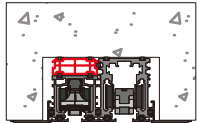
Product name	Inner Packing Specification	Outer Packing Specification	Model Number	SAP code
8mm track adjustment top wire	500piece/bag	8bag/case	OPK-A521	141919

Product name	Inner Packing Specification	Outer Packing Specification	Model Number	SAP code
Track adjusting top screw rubber pad	1000piece/bag	50bag/case	OPK-A520	654140



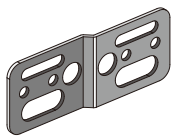
Technical overview

- Material: plastic
- Surface Treatment: Black



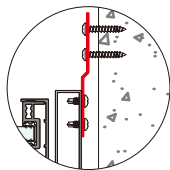
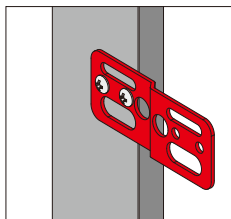
Product name	Model Number
Connected profile plastic pads	OPK-A541

— Door cover accessories



Technical overview

- Material: galvanized plate
- Surface Treatment: Natural color



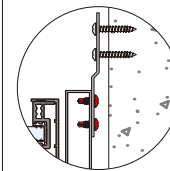
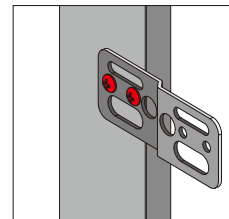
Usage Instruction

- Apply to the connection of the swing-door covers (outside)with inside open
- Install one Door cover plate buckle fixing part every 300mm



Technical overview

- Material: Carbon steel
- Surface Treatment: Nickel plating



Usage Instruction

- Apply to the connection of Gusset-plate-fixing parts of the Door cover

Product name	Inner Packing Specification	Outer Packing Specification	Model Number	SAP code
Package buckle plate fixing part	100piece/bag	8bag/case	OPK-A504	653688

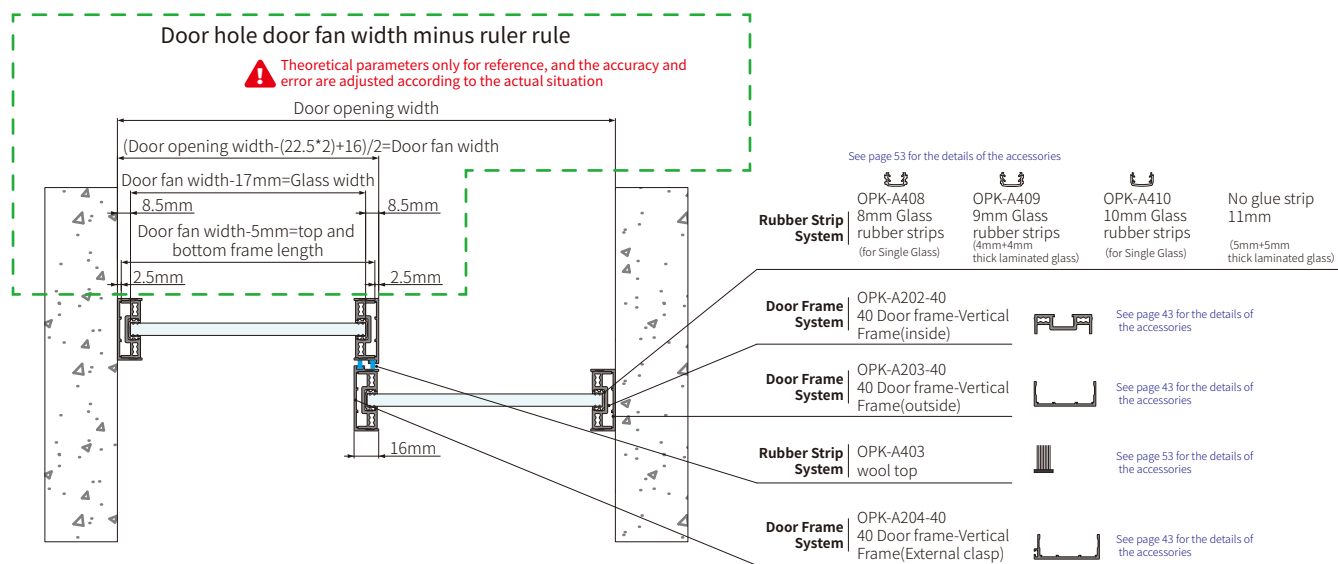
Product name	Inner Packing Specification	Outer Packing Specification	Model Number	SAP code
Cross Slot disk head drill tail self-tapping nail ST4 * 10	1000piece/bag	12bag/case	OPK-A516	653969

Application scheme

- 2-Hanging Overlap sliding doors
- The visible track without door cover



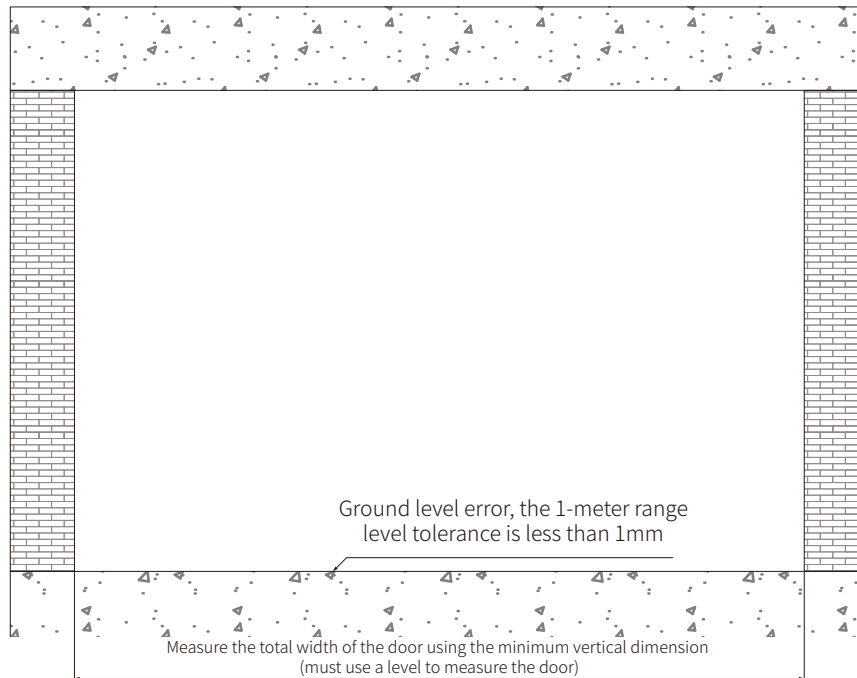
Door Opening Top View



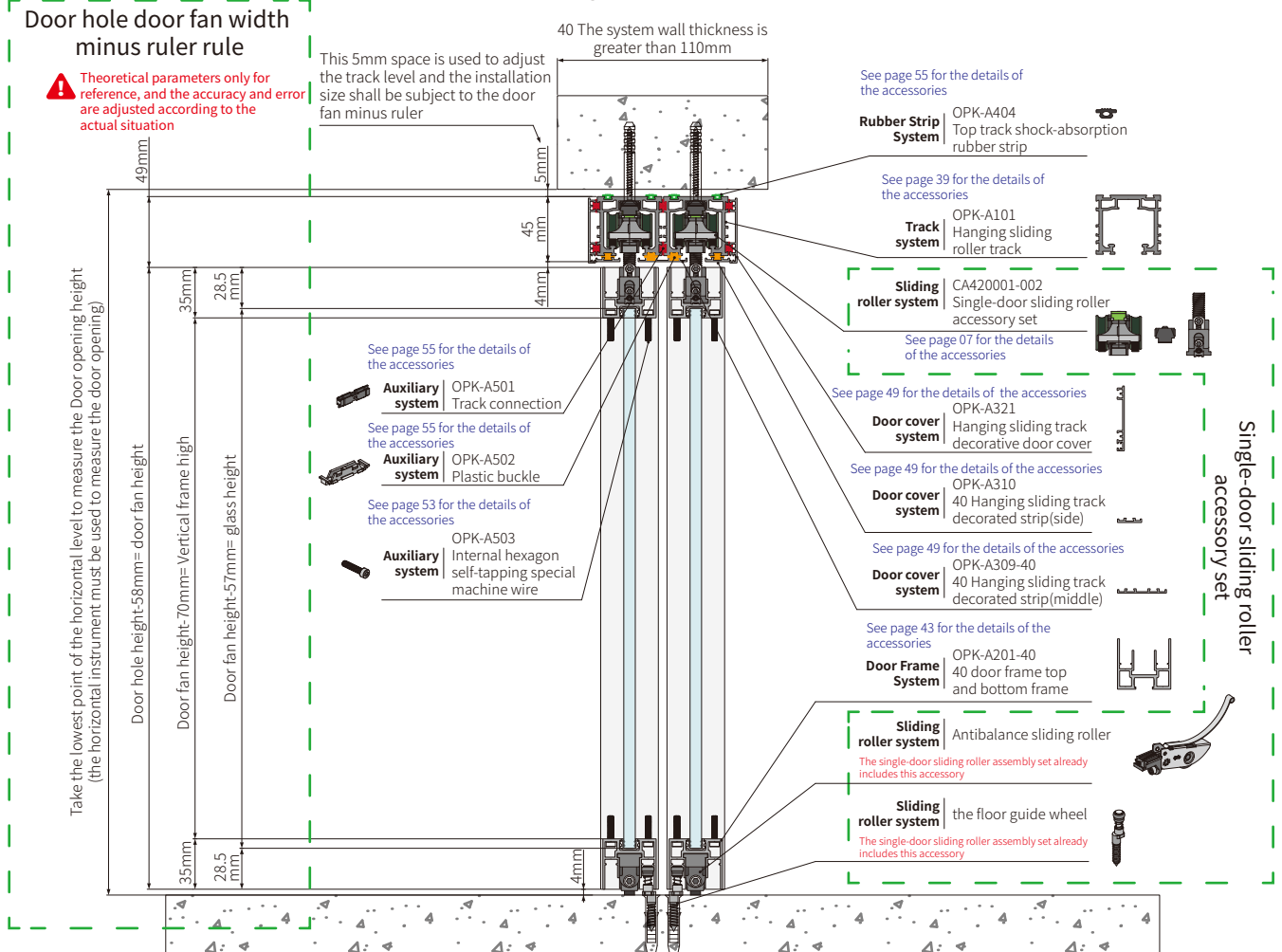
Application scheme

- 2-Hanging Overlap sliding doors
- The visible track without door cover

Door opening front view



Door opening sectional view

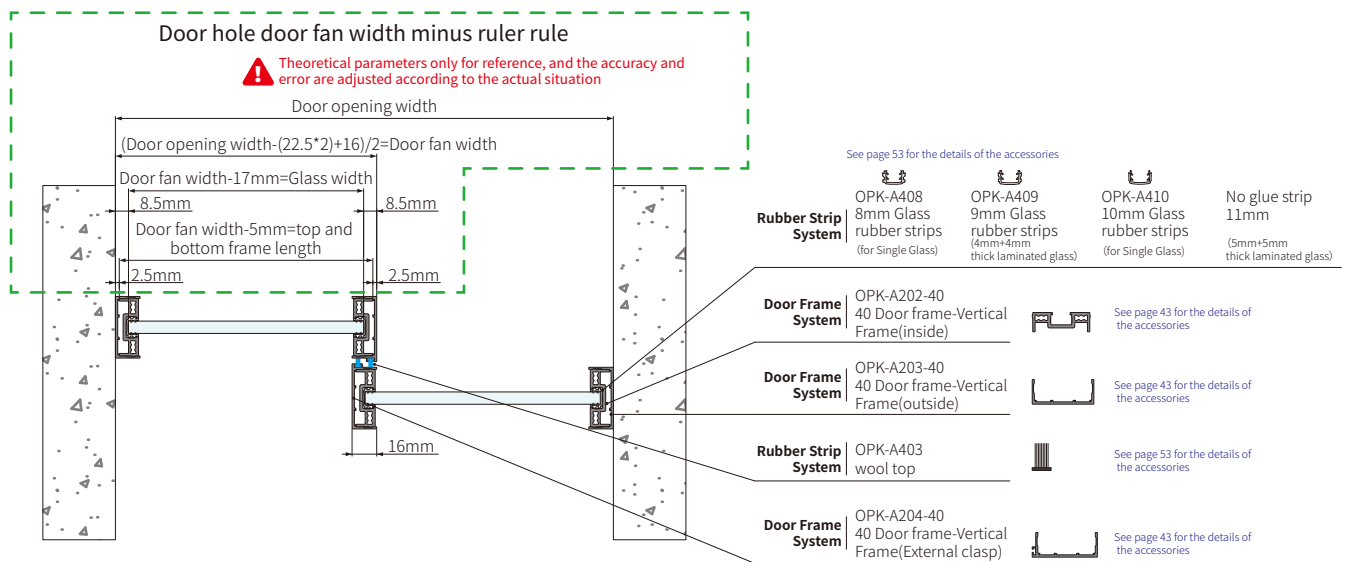


Application scheme

- 2-Hanging Overlap sliding doors
- The hanging concealed track



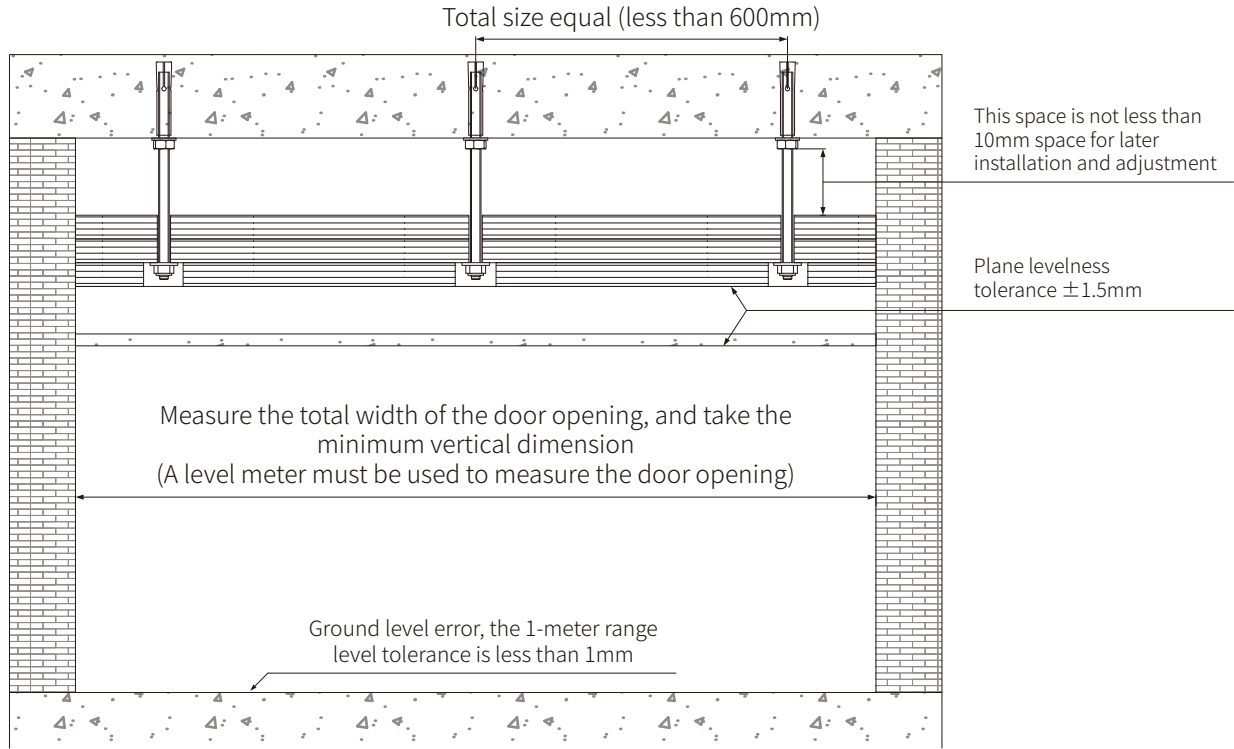
Door Opening Top View



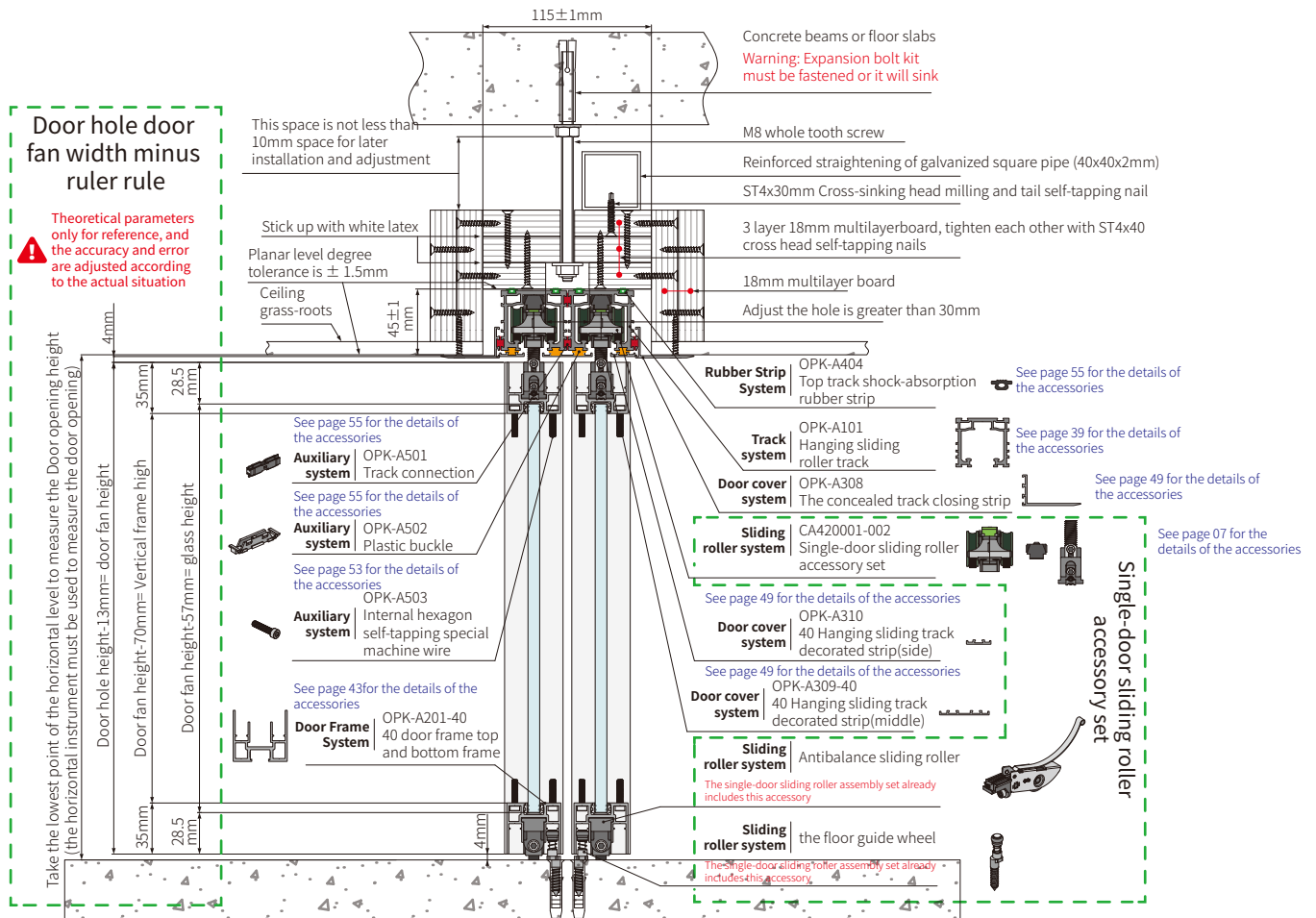
Application scheme

- 2-Hanging Overlap sliding doors
- The hanging concealed track

Door opening front view



Door opening sectional view

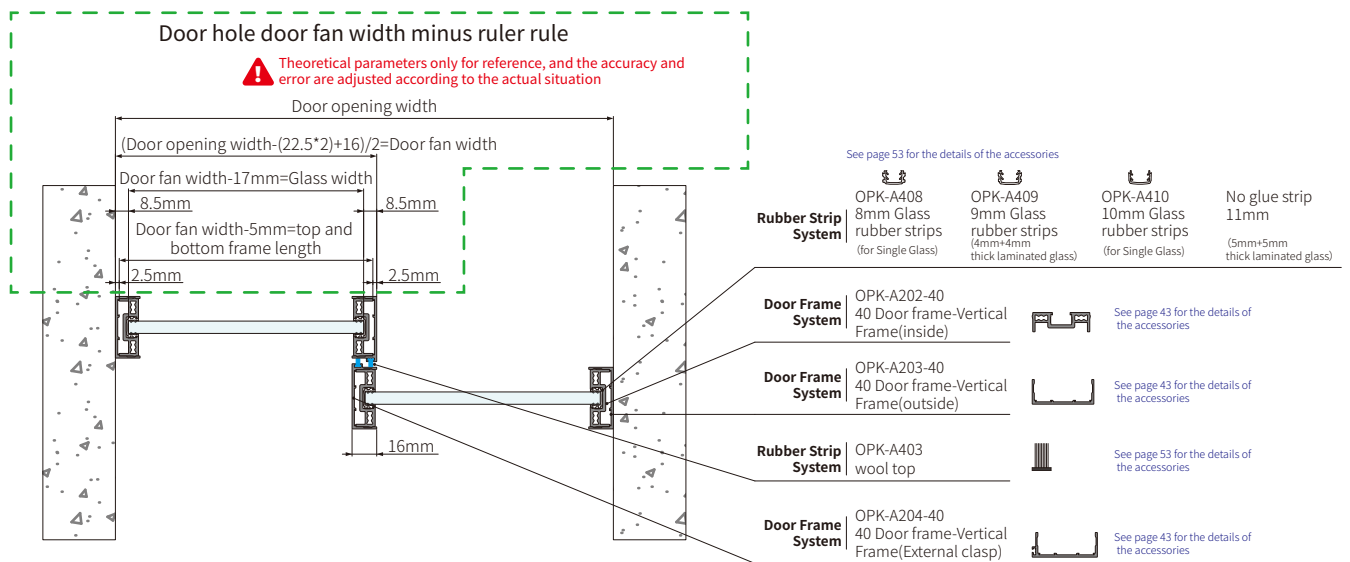


Application solution

- Low hanging sliding 2 Overlap sliding doors
- The visible track without door cover




Door Opening Top View



Application solution

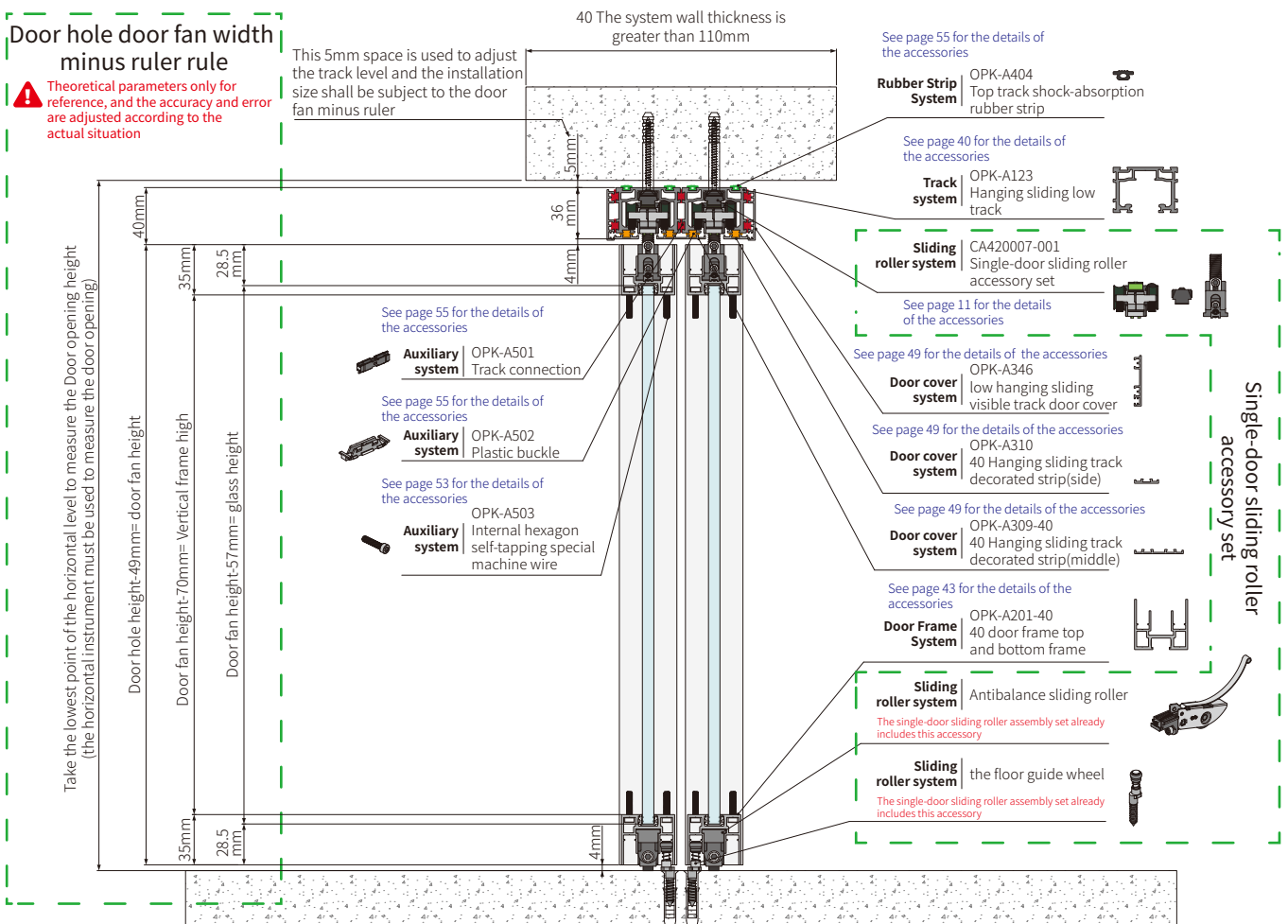
- Low hanging sliding 2 Overlap sliding doors
- The visible track without door cover



Door opening sectional view

Door hole door fan width minus ruler rule

⚠ Theoretical parameters only for reference, and the accuracy and error are adjusted according to the actual situation

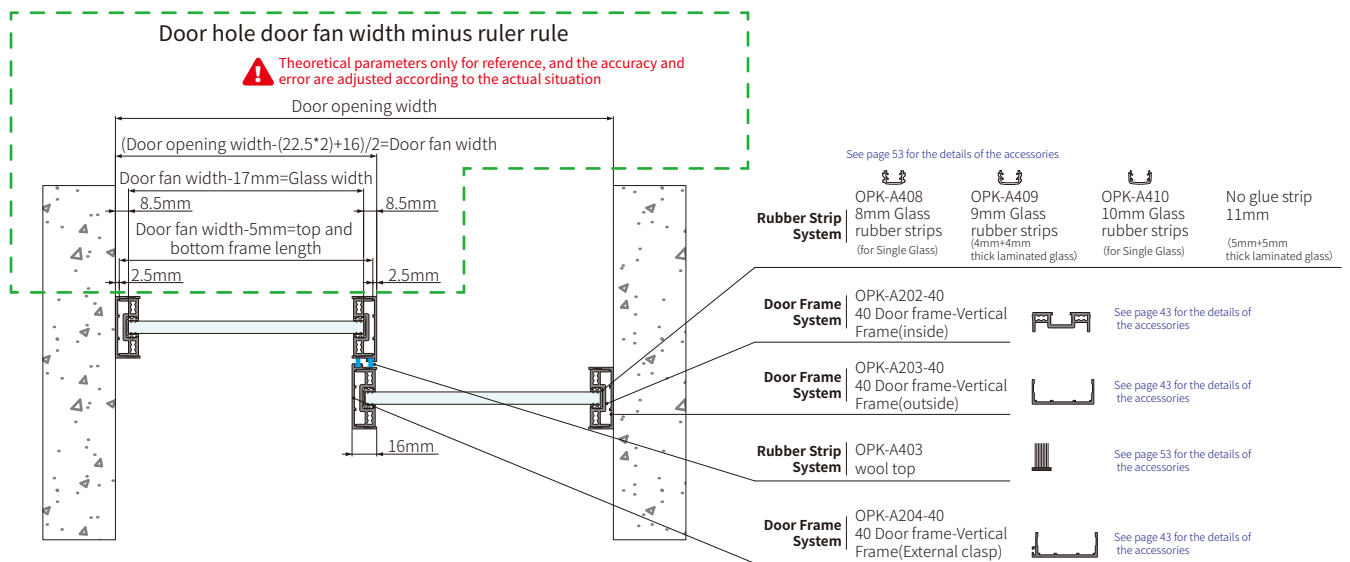


Application solution

- Low hanging sliding 2 Overlap sliding doors
- The hanging concealed track



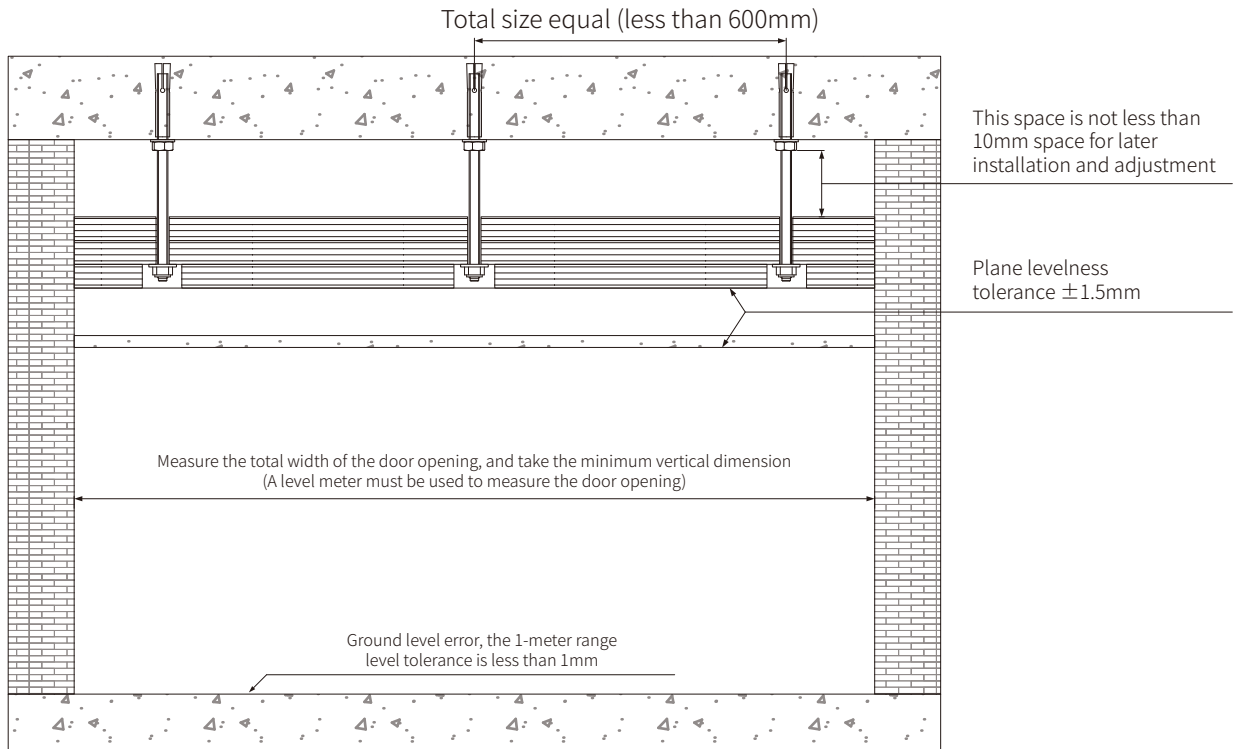
Door Opening Top View



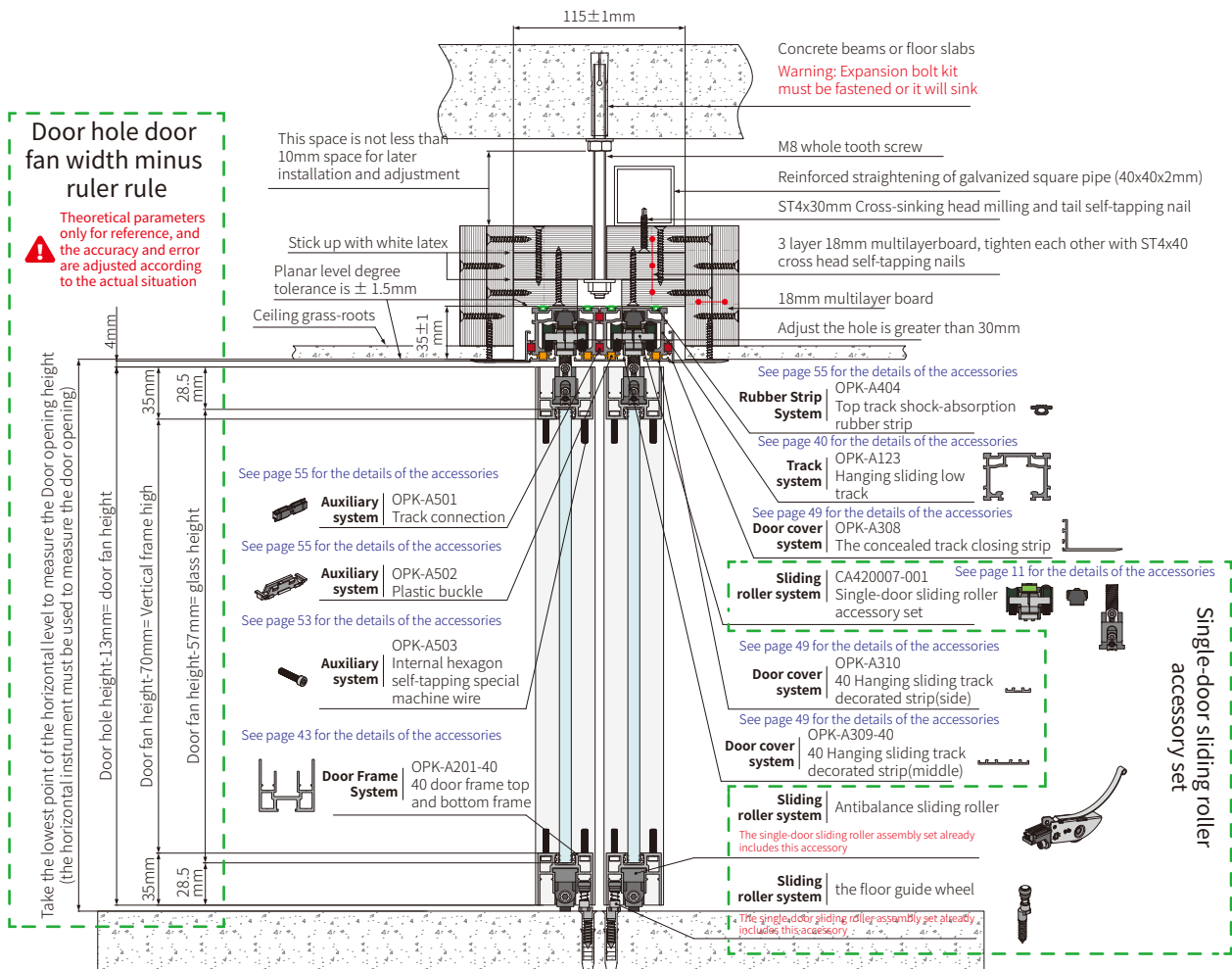
Application solution

- Low hanging sliding 2 Overlap sliding doors
- The hanging concealed track

Door opening front view



Door opening sectional view

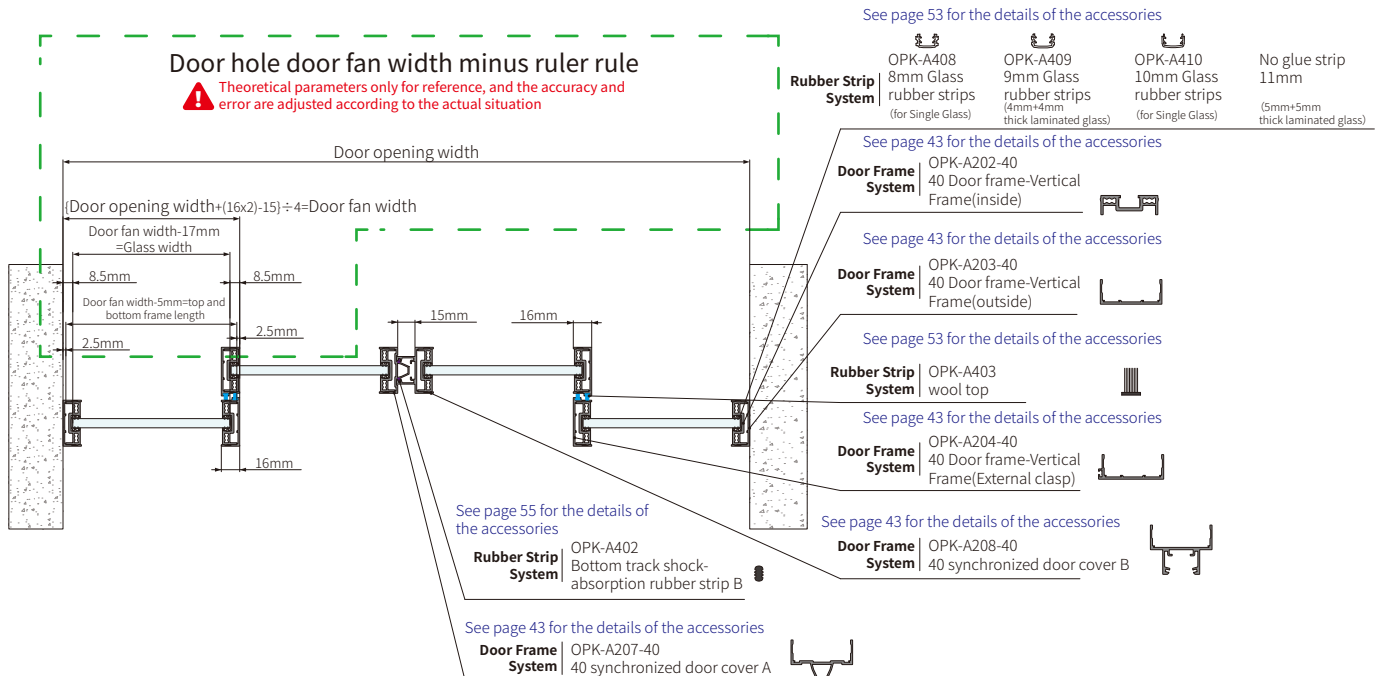


Application solution

- Hanging sliding Synchronized linkage door
- The hanging concealed track



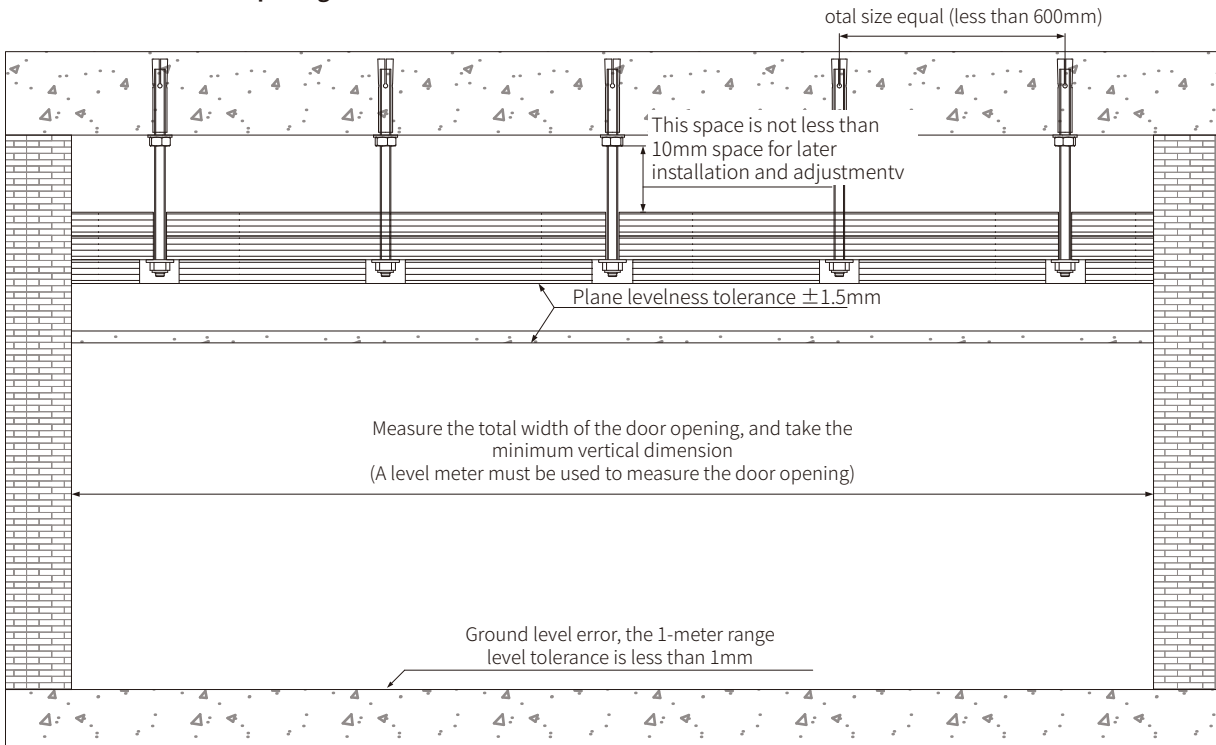
Door Opening Top View



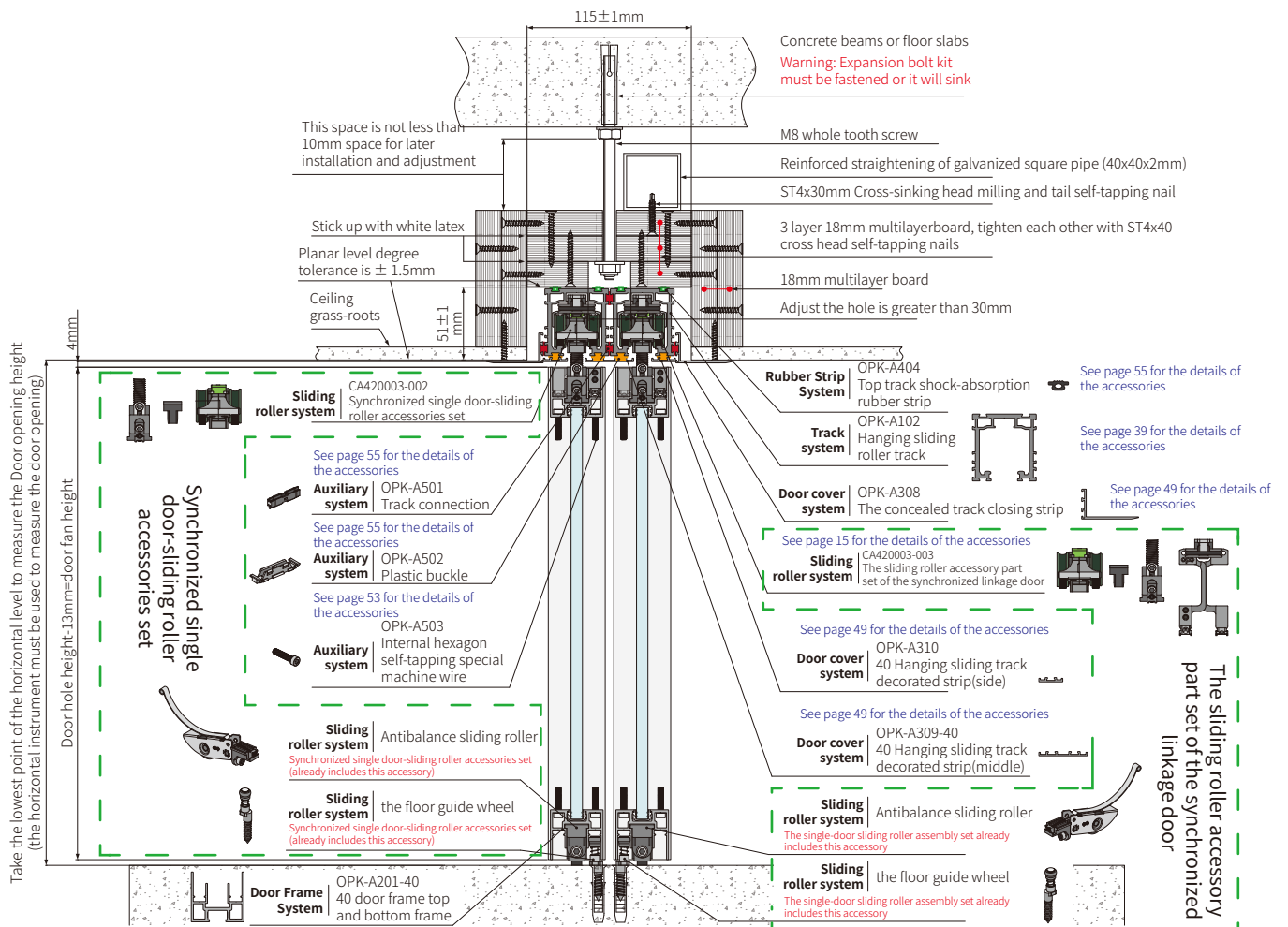
Application solution

- Hanging sliding Synchronized linkage door
- The hanging concealed track

Door opening front view



Door opening sectional view



Application scheme

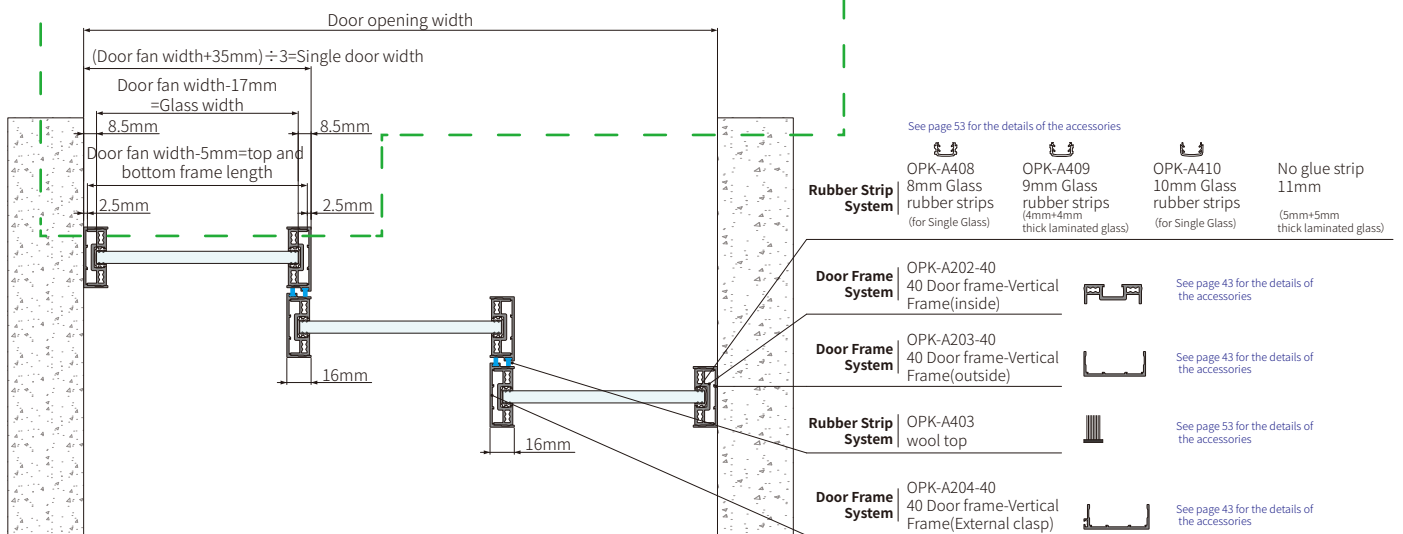
- Hanging sliding 3 linkage door
- The visible track without door cover



Door Opening Top View

Door hole door fan width minus ruler rule

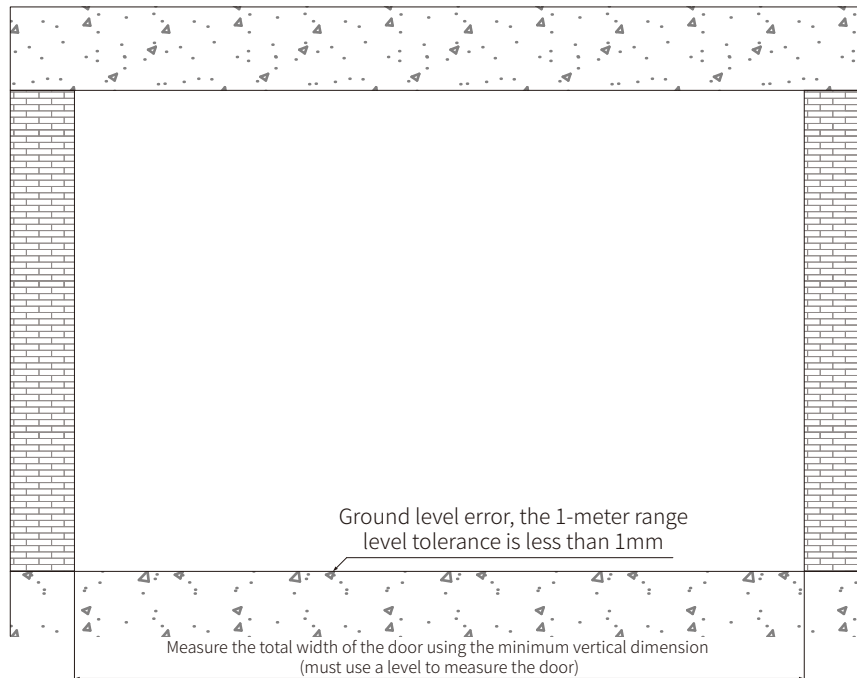
⚠ Theoretical parameters only for reference, and the accuracy and error are adjusted according to the actual situation



Application scheme

- Hanging sliding 3 linkage door
- The visible track without door cover

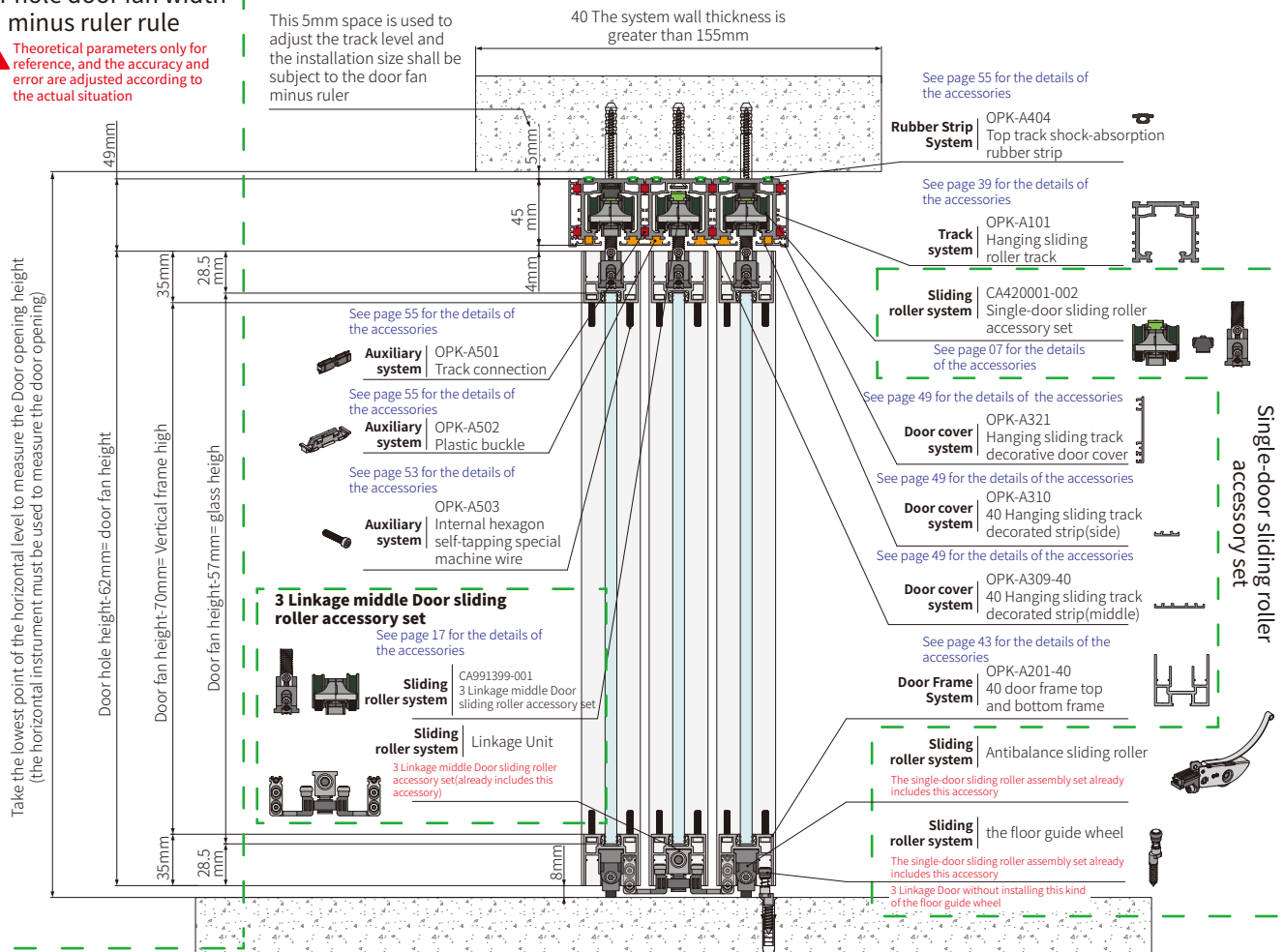
Door opening front view



Door opening sectional view

Door hole door fan width minus ruler rule

⚠ Theoretical parameters only for reference, and the accuracy and error are adjusted according to the actual situation



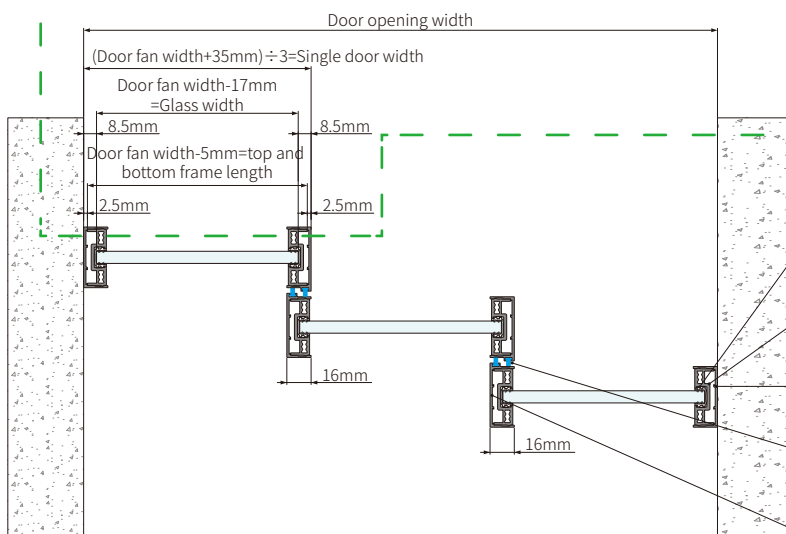
Application scheme
— Hanging sliding 3 linkage door
— The hanging concealed track



Door Opening Top View

Door hole door fan width minus ruler rule

⚠ Theoretical parameters only for reference, and the accuracy and error are adjusted according to the actual situation



See page 53 for the details of the accessories

Rubber Strip System	OPK-A408 8mm Glass rubber strips (for Single Glass)	OPK-A409 9mm Glass rubber strips (4mm+4mm thick laminated glass)	OPK-A410 10mm Glass rubber strips (for Single Glass)	No glue strip 11mm (5mm+5mm thick laminated glass)
Door Frame System	OPK-A202-40 40 Door frame-Vertical Frame(inside)			
Door Frame System	OPK-A203-40 40 Door frame-Vertical Frame(outside)			
Rubber Strip System	OPK-A403 wool top			
Door Frame System	OPK-A204-40 40 Door frame-Vertical Frame(External clasp)			

See page 43 for the details of the accessories

See page 43 for the details of the accessories

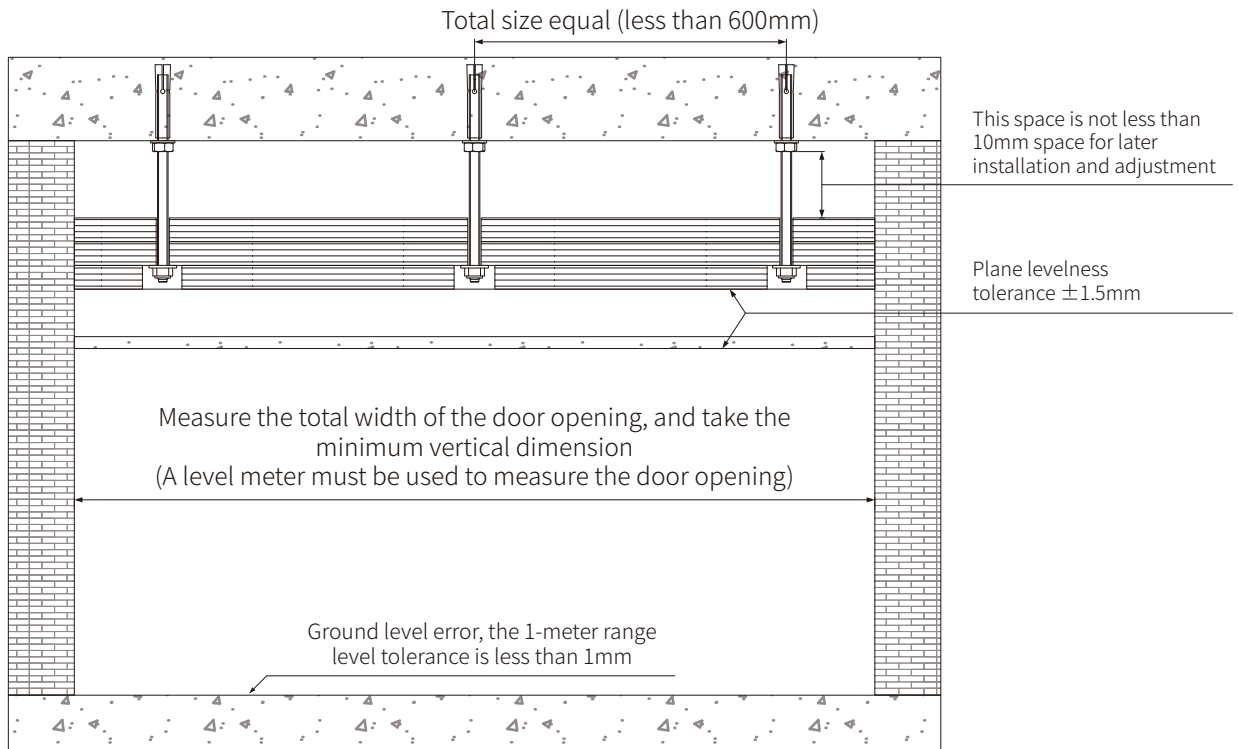
See page 53 for the details of the accessories

See page 43 for the details of the accessories

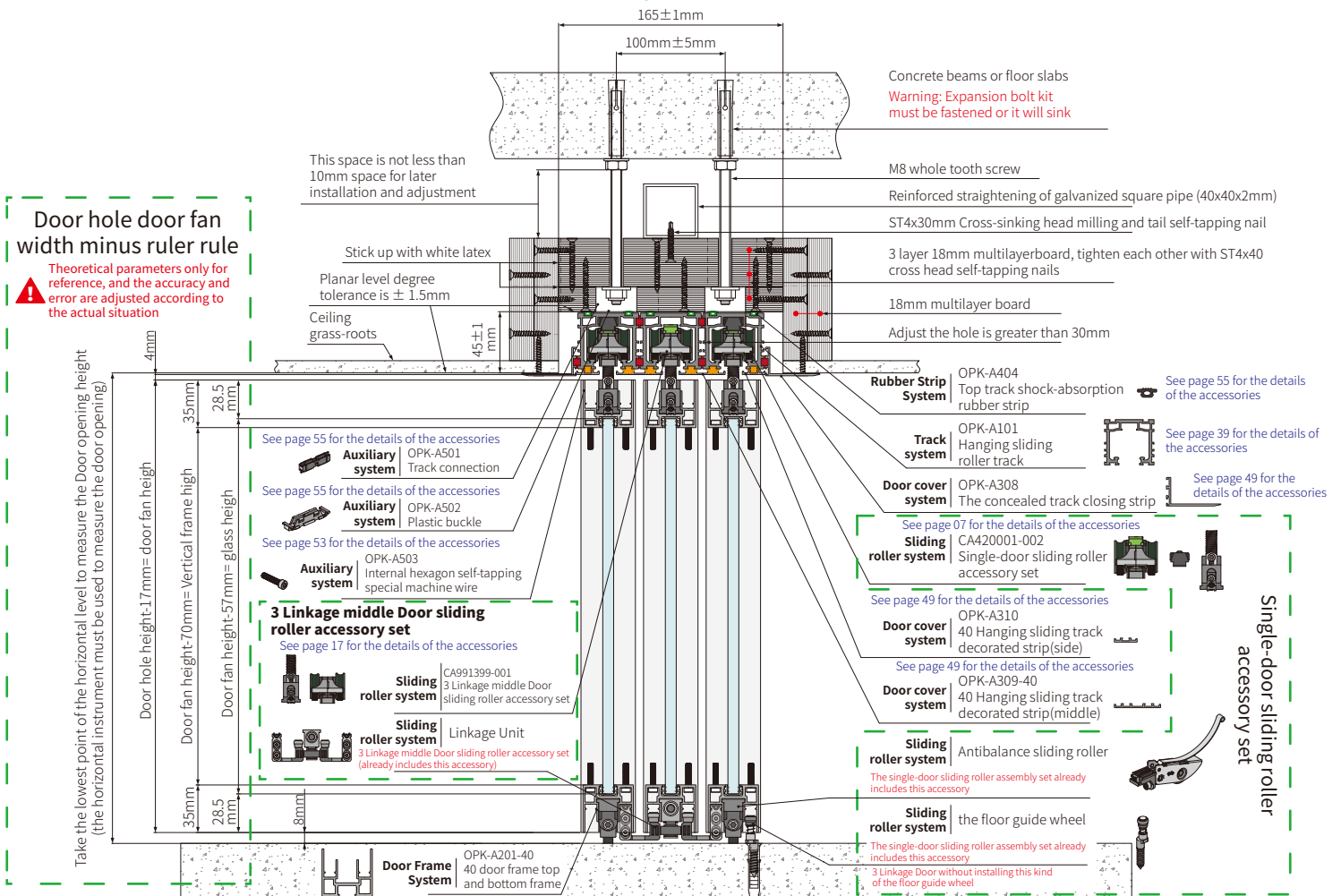
Application scheme

- Hanging sliding 3 linkage door
- The hanging concealed track

Door opening front view



Door opening sectional view



Application solution

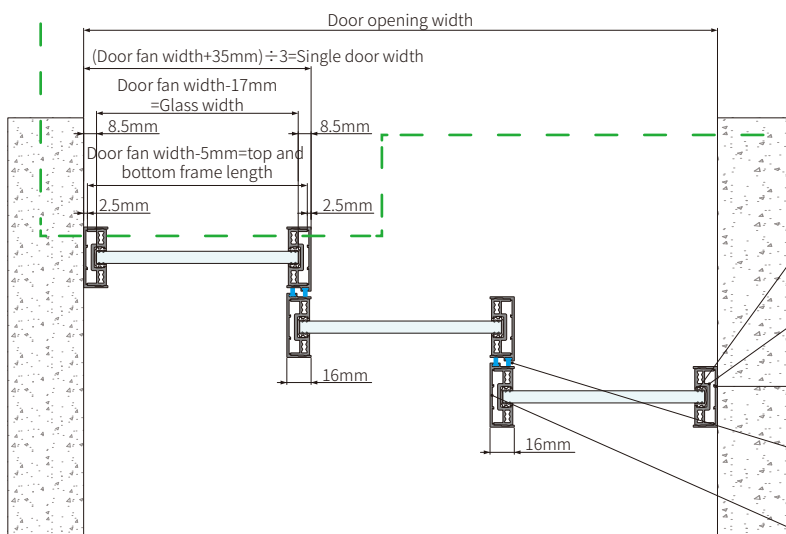
- Hanging sliding 2 linkage doors with one free door
- The visible track without door cover



Door Opening Top View

Door hole door fan width minus ruler rule

⚠ Theoretical parameters only for reference, and the accuracy and error are adjusted according to the actual situation



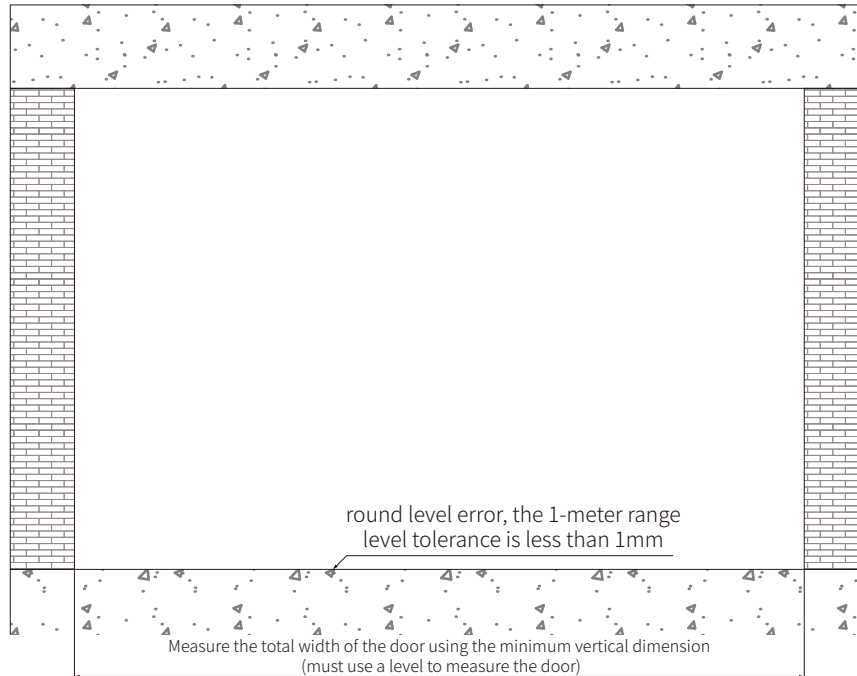
See page 53 for the details of the accessories

Rubber Strip System	OPK-A408 8mm Glass rubber strips (for Single Glass)	OPK-A409 9mm Glass rubber strips (4mm+4mm thick laminated glass)	OPK-A410 10mm Glass rubber strips (for Single Glass)	No glue strip 11mm (5mm+5mm thick laminated glass)
Door Frame System	OPK-A202-40 40 Door frame-Vertical Frame(inside)		See page 43 for the details of the accessories	
Door Frame System	OPK-A203-40 40 Door frame-Vertical Frame(outside)		See page 43 for the details of the accessories	
Rubber Strip System	OPK-A403 wool top		See page 53 for the details of the accessories	
Door Frame System	OPK-A204-40 40 Door frame-Vertical Frame(External clasp)		See page 43 for the details of the accessories	

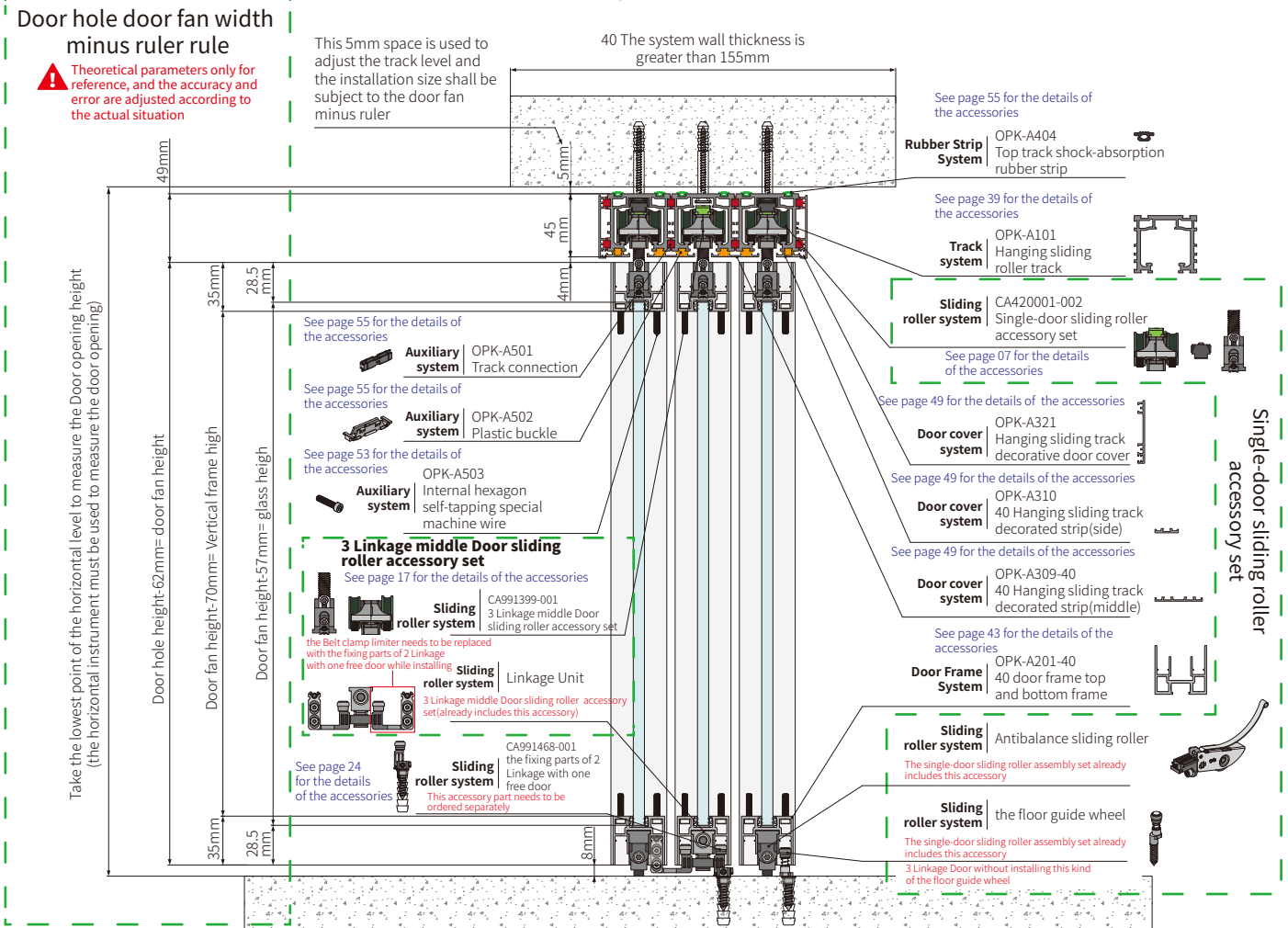
Application solution

- Hanging sliding 2 linkage doors with one free door
- The visible track without door cover

Door opening front view



Door opening sectional view



Application solution

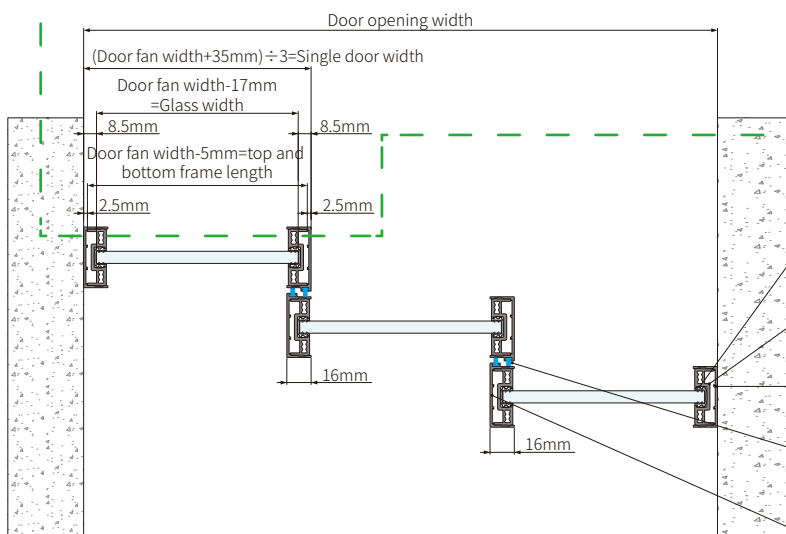
- Hanging sliding 2 linkage doors with one free door
- The hanging concealed track



Door Opening Top View

Door hole door fan width minus ruler rule

⚠ Theoretical parameters only for reference, and the accuracy and error are adjusted according to the actual situation



See page 53 for the details of the accessories

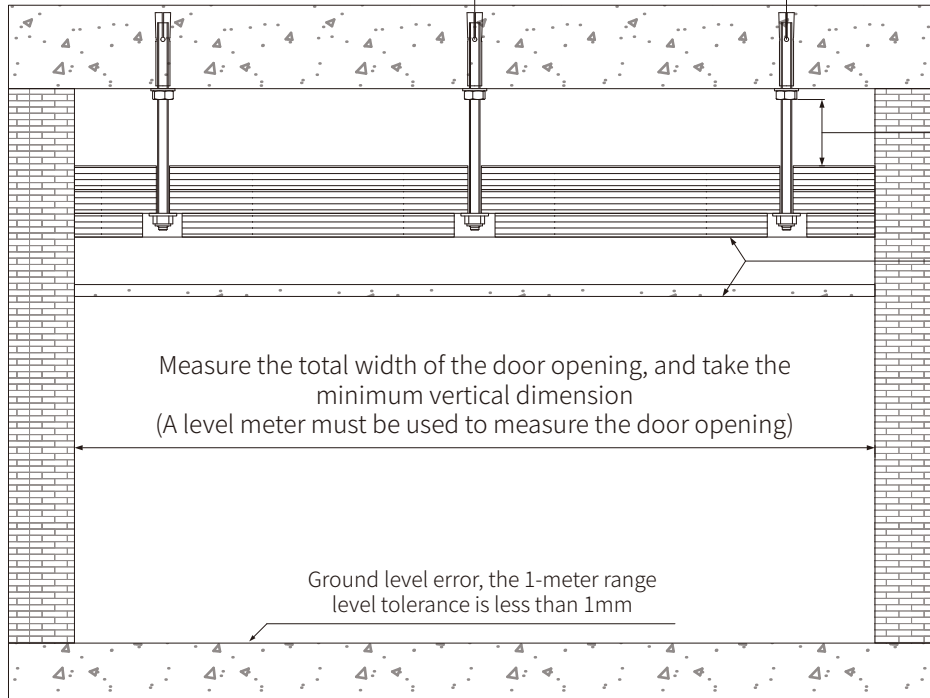
Rubber Strip System	OPK-A408 8mm Glass rubber strips (for Single Glass)	OPK-A409 9mm Glass rubber strips (4mm+4mm thick laminated glass)	OPK-A410 10mm Glass rubber strips (for Single Glass)	No glue strip 11mm (5mm+5mm thick laminated glass)
Door Frame System	OPK-A202-40 40 Door frame-Vertical Frame(inside)		See page 43 for the details of the accessories	
Door Frame System	OPK-A203-40 40 Door frame-Vertical Frame(outside)		See page 43 for the details of the accessories	
Rubber Strip System	OPK-A403 wool top		See page 53 for the details of the accessories	
Door Frame System	OPK-A204-40 40 Door frame-Vertical Frame(External clasp)		See page 43 for the details of the accessories	

Application solution

- Hanging sliding 2 linkage doors with one free door
- The hanging concealed track

Door opening front view

Total size equal (less than 600mm)

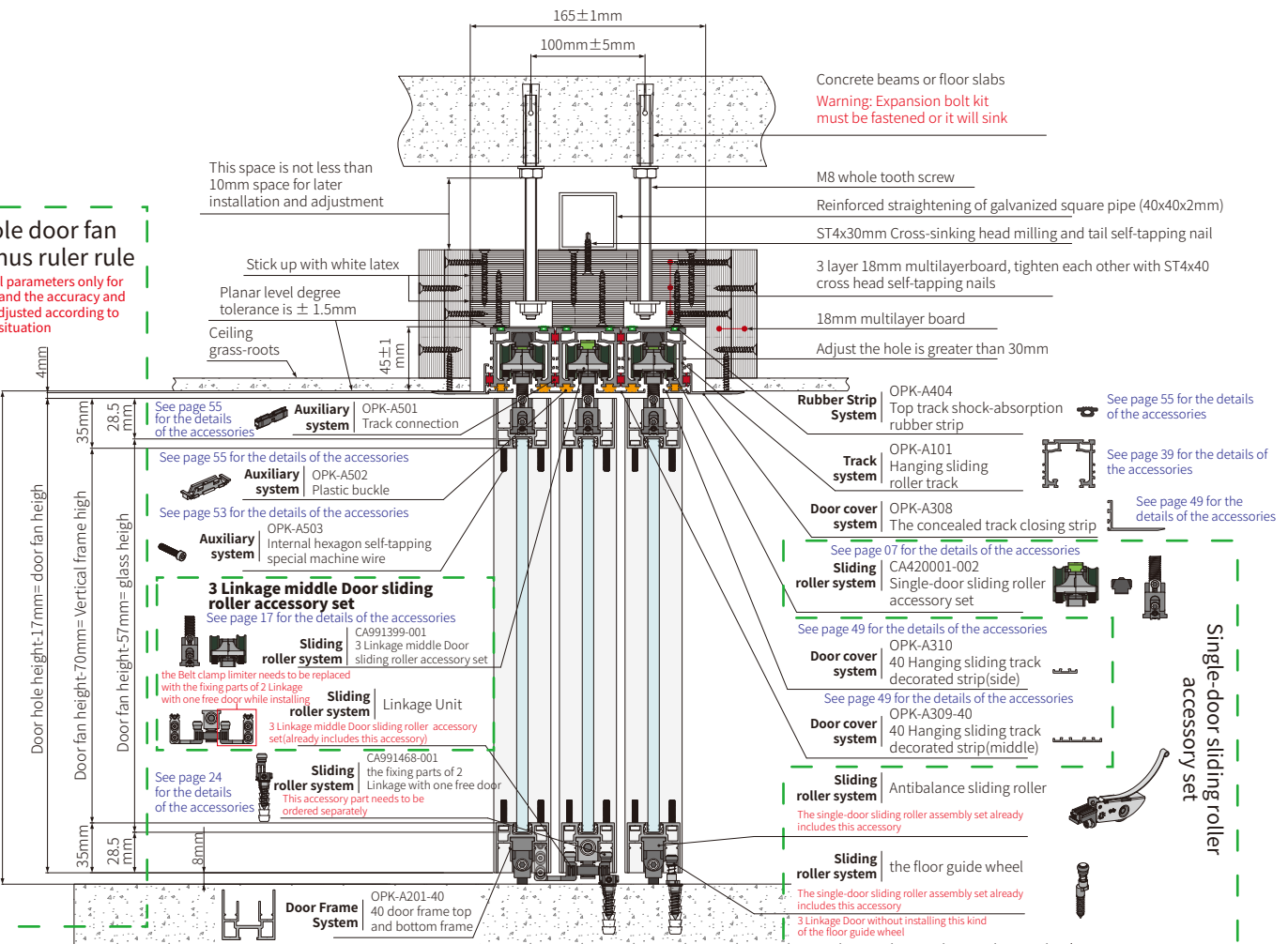


Door opening sectional view

Door hole door fan width minus ruler rule

! Theoretical parameters only for reference, and the accuracy and error are adjusted according to the actual situation

Take the lowest point of the horizontal level to measure the Door opening height (the horizontal instrument must be used to measure the door opening)



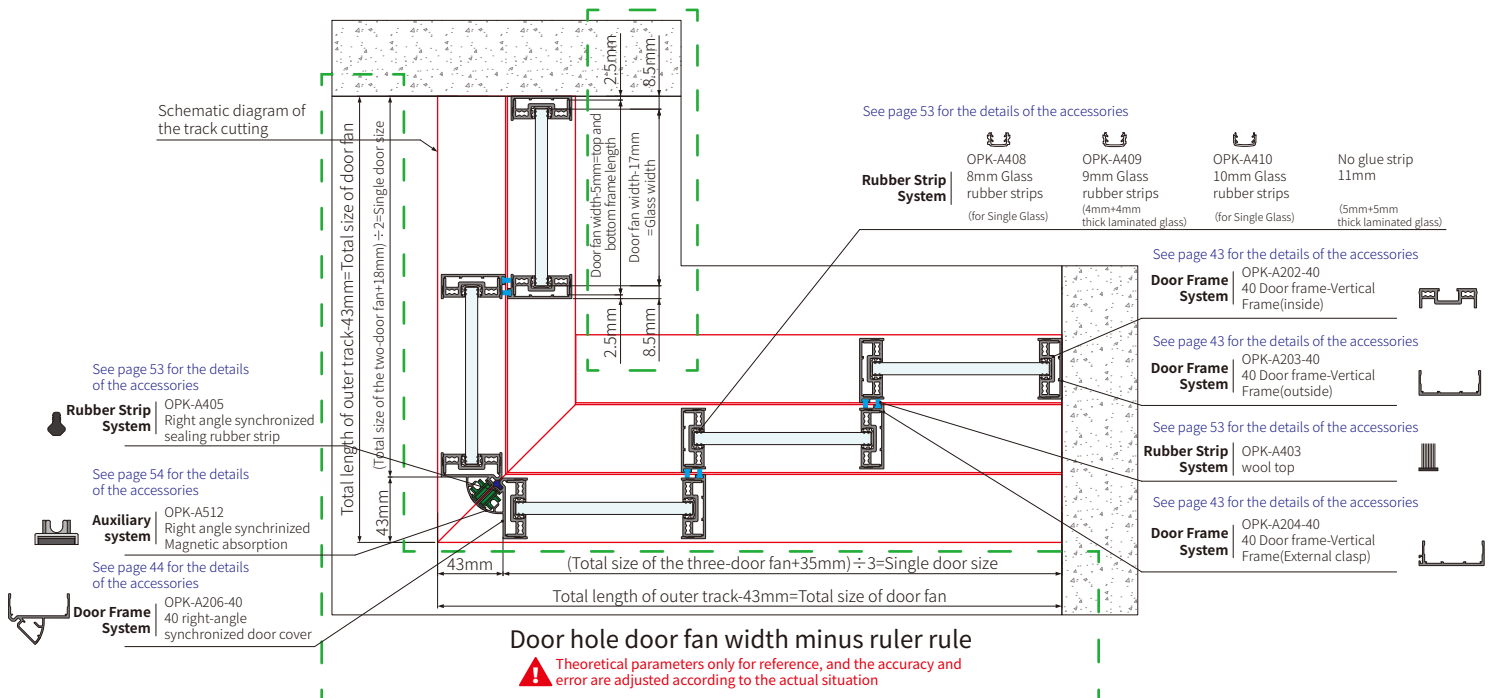
Single-door sliding roller accessory set

Application solution

- Hanging sliding Right Angle linkage door
- The hanging concealed track



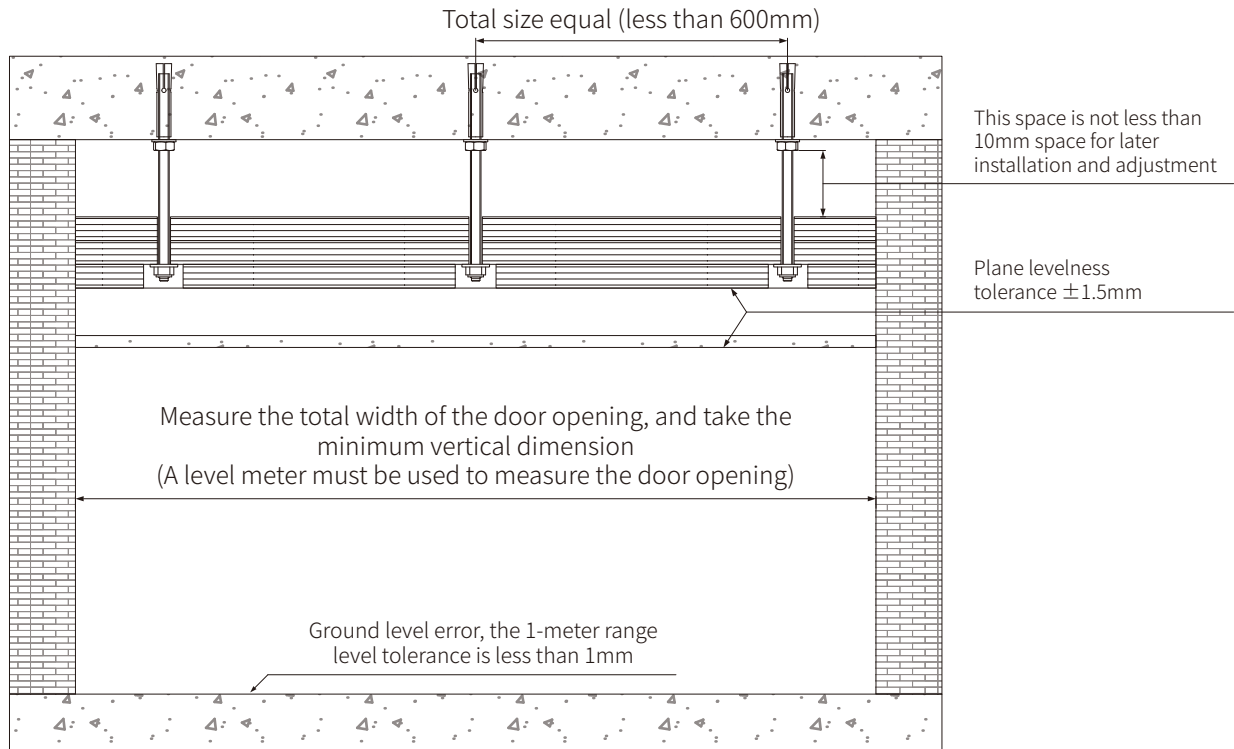
Door Opening Top View



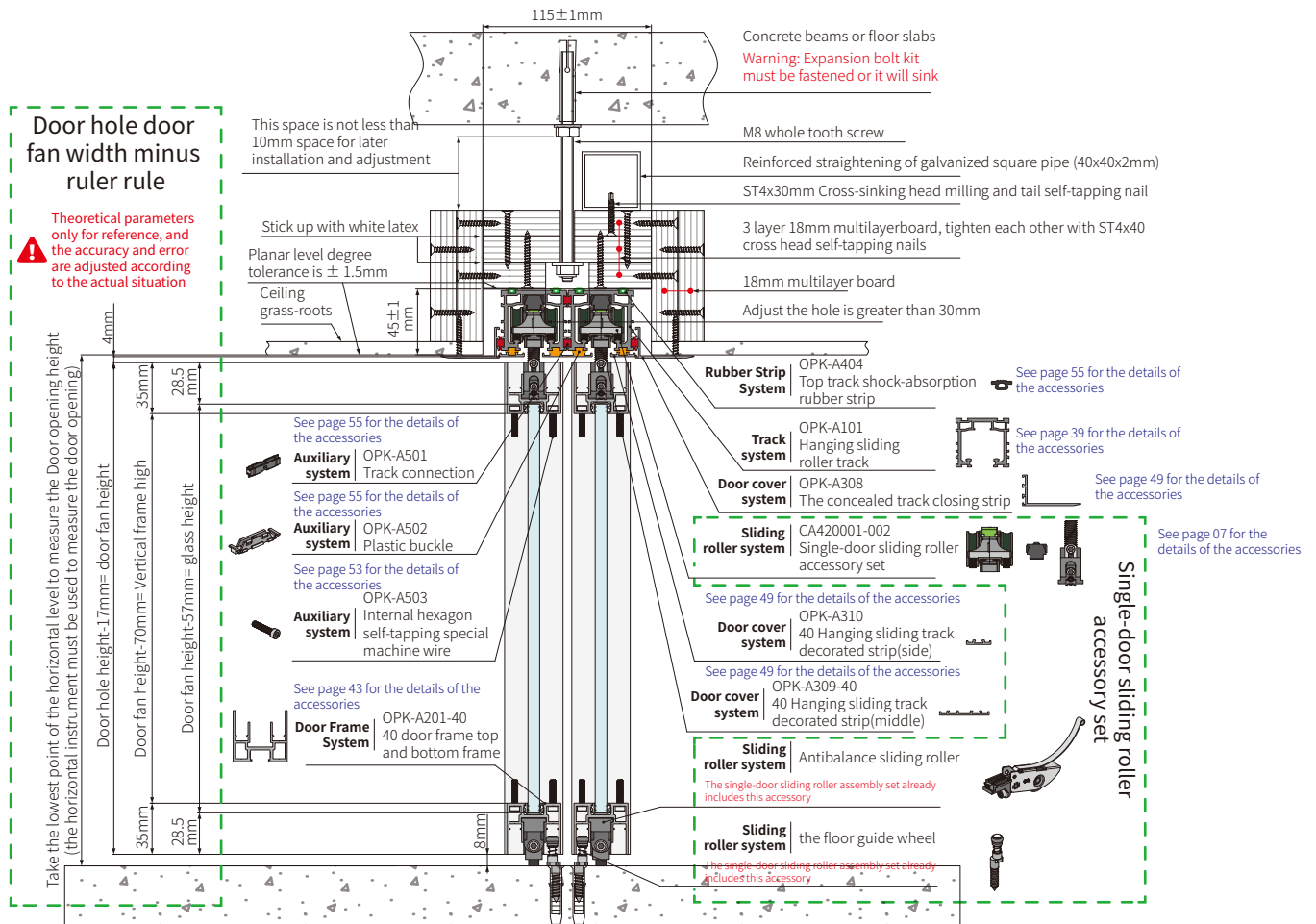
Application solution

- Hanging sliding Right Angle linkage door
- The hanging concealed track

Door opening front view



Door opening sectional view

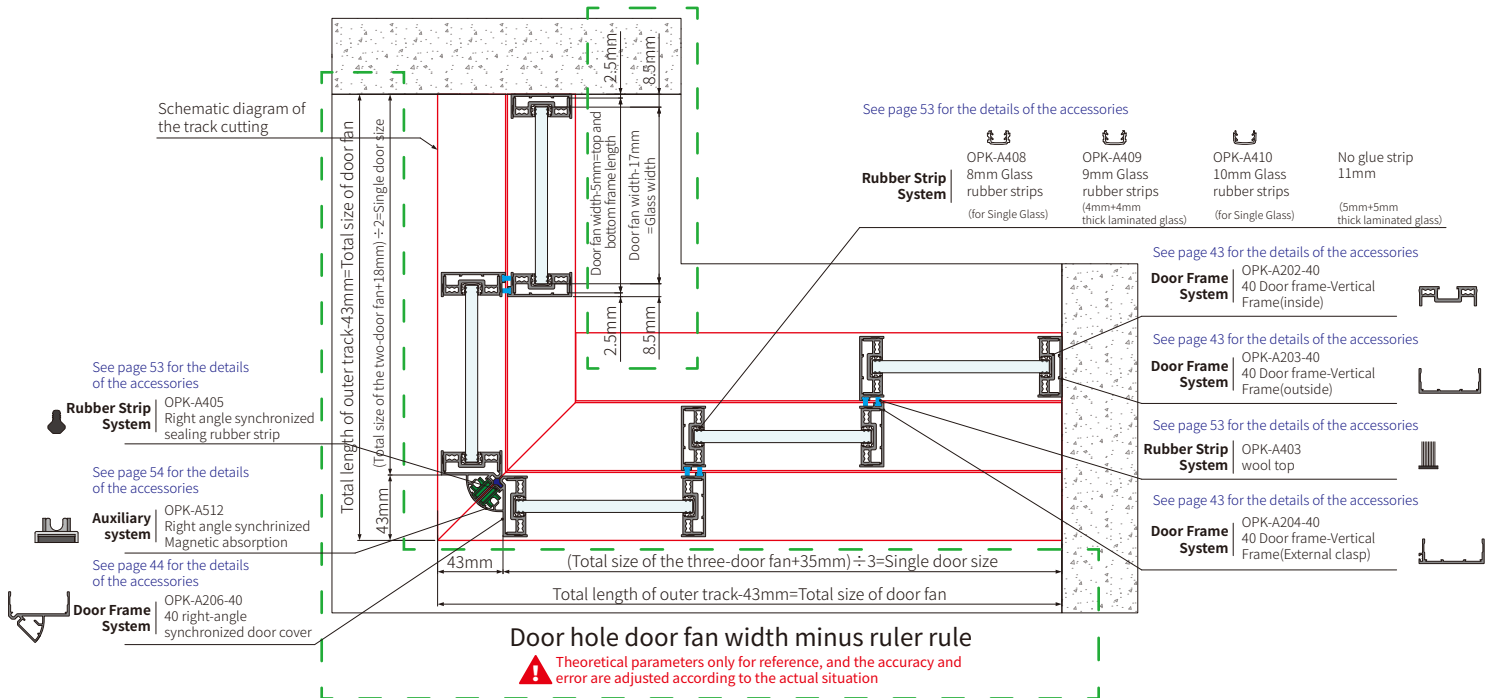


Application solution

- Hanging sliding Right Angle linkage door
- The hanging concealed track



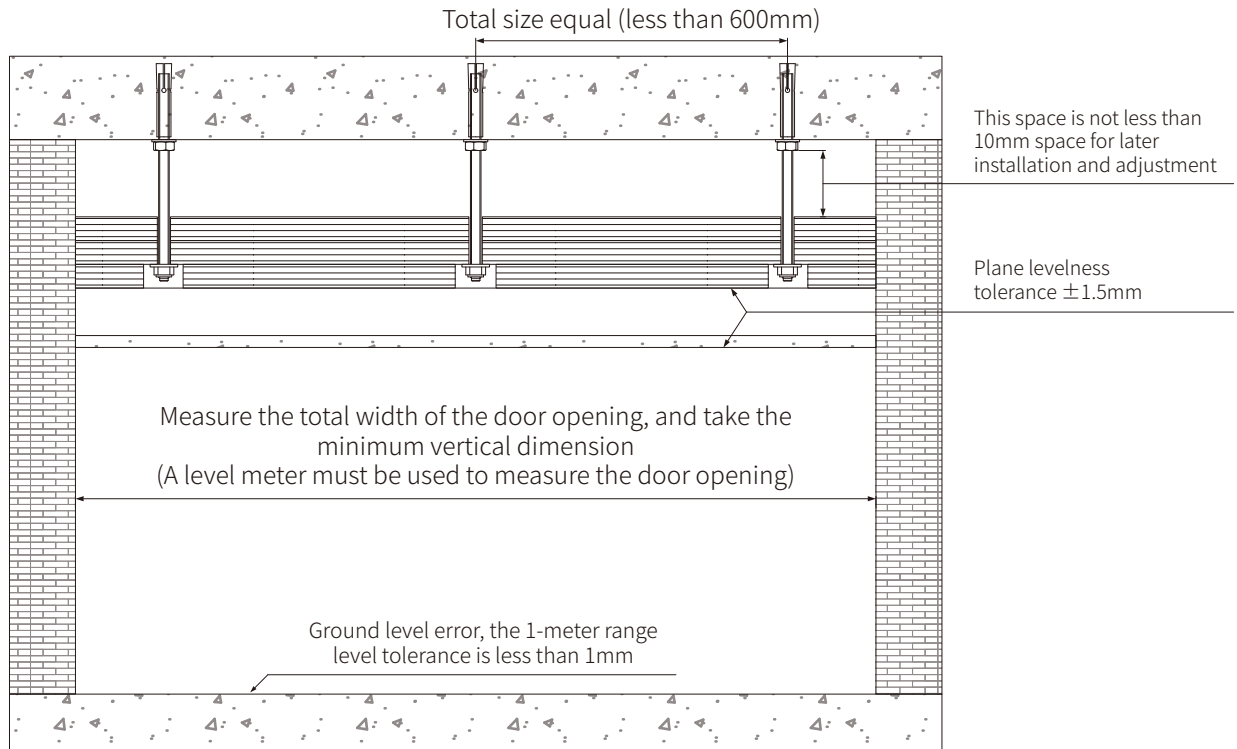
Door Opening Top View



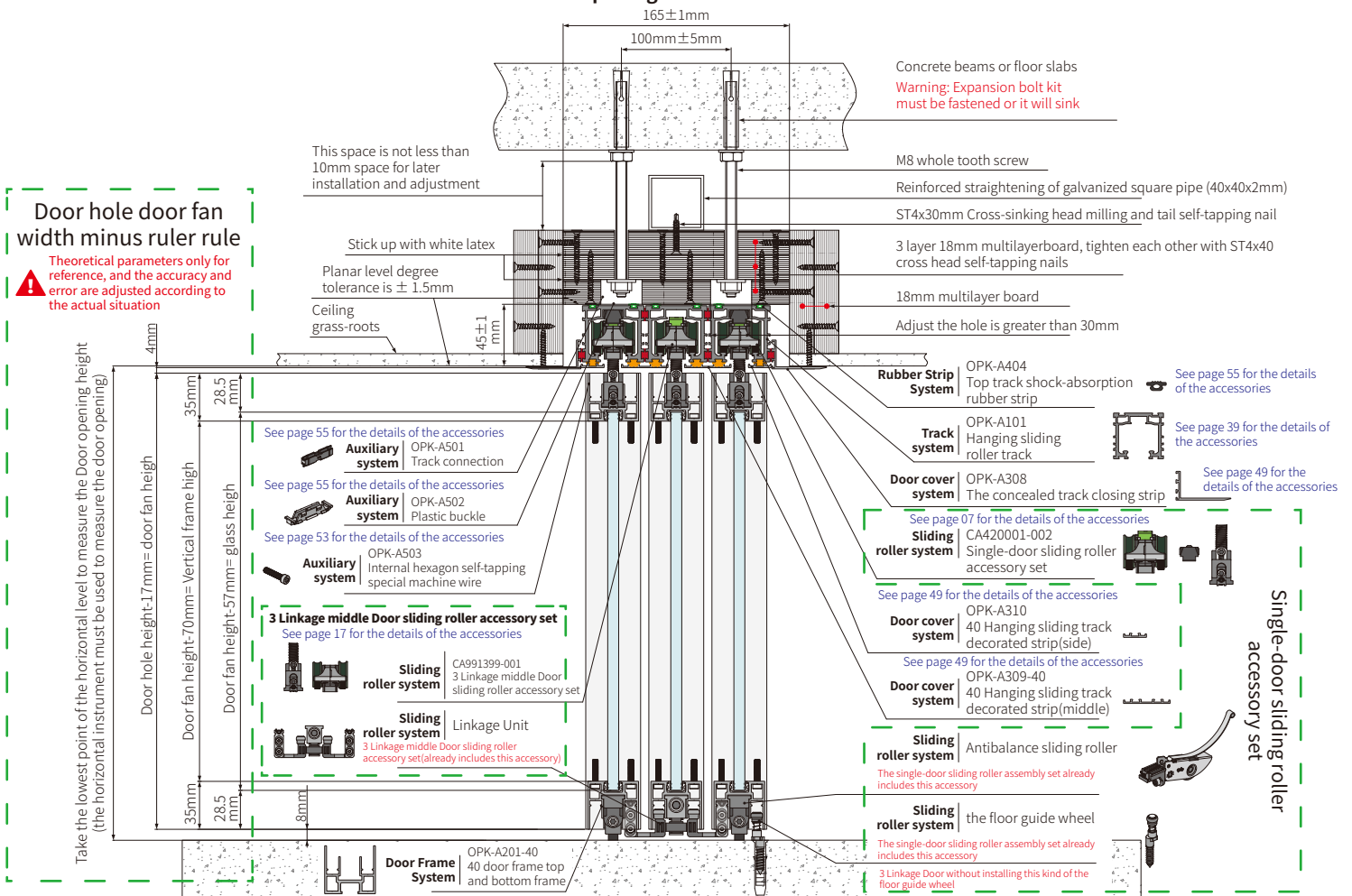
Application solution

- Hanging sliding Right Angle linkage door
- The hanging concealed track

Door opening front view



Door opening sectional view

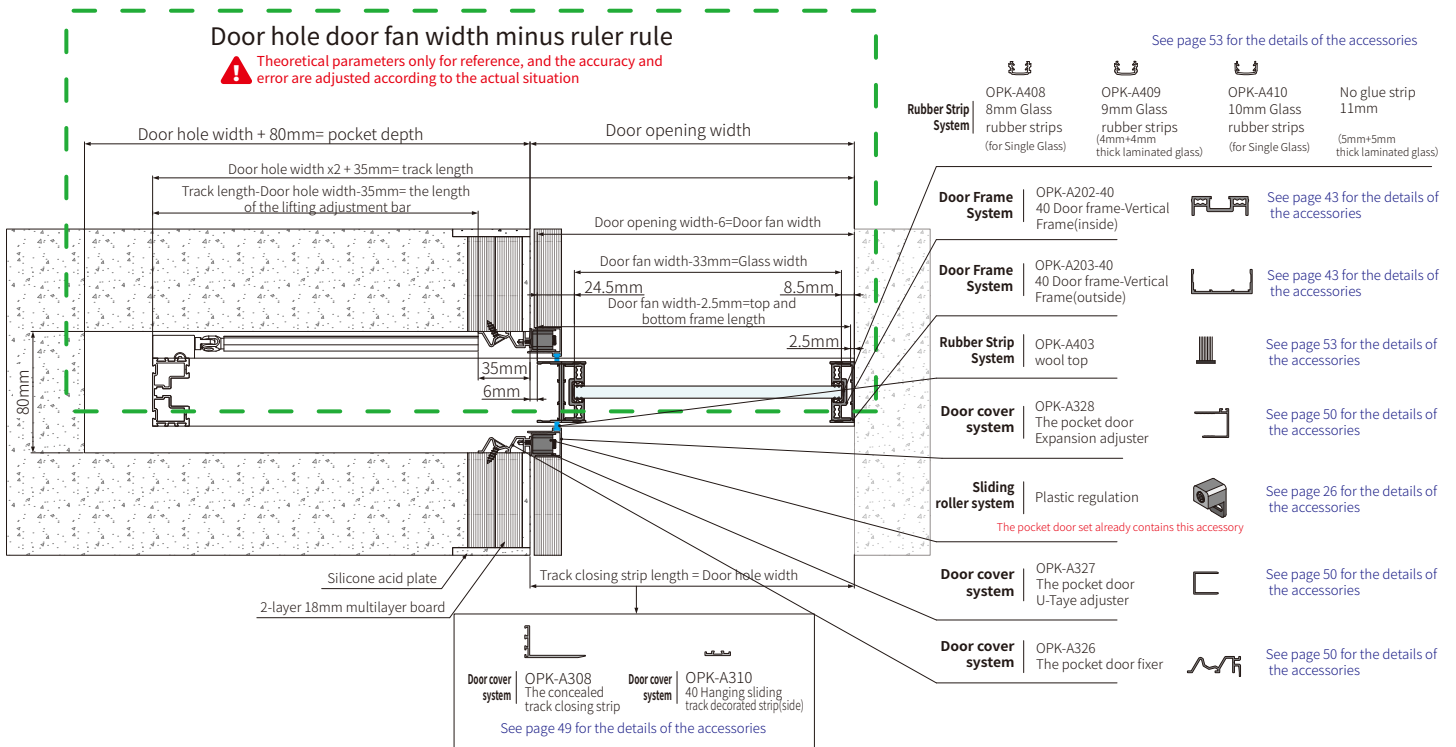


Application solution

- Hanging sliding single pocket door
- The hanging concealed track



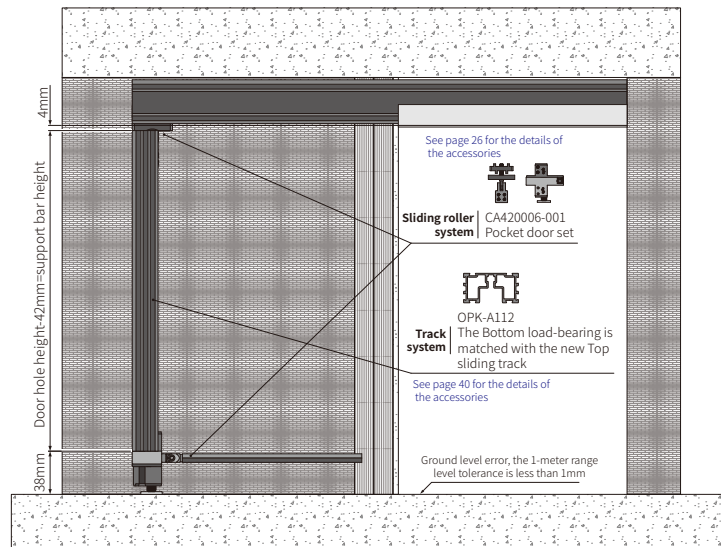
Door Opening Top View



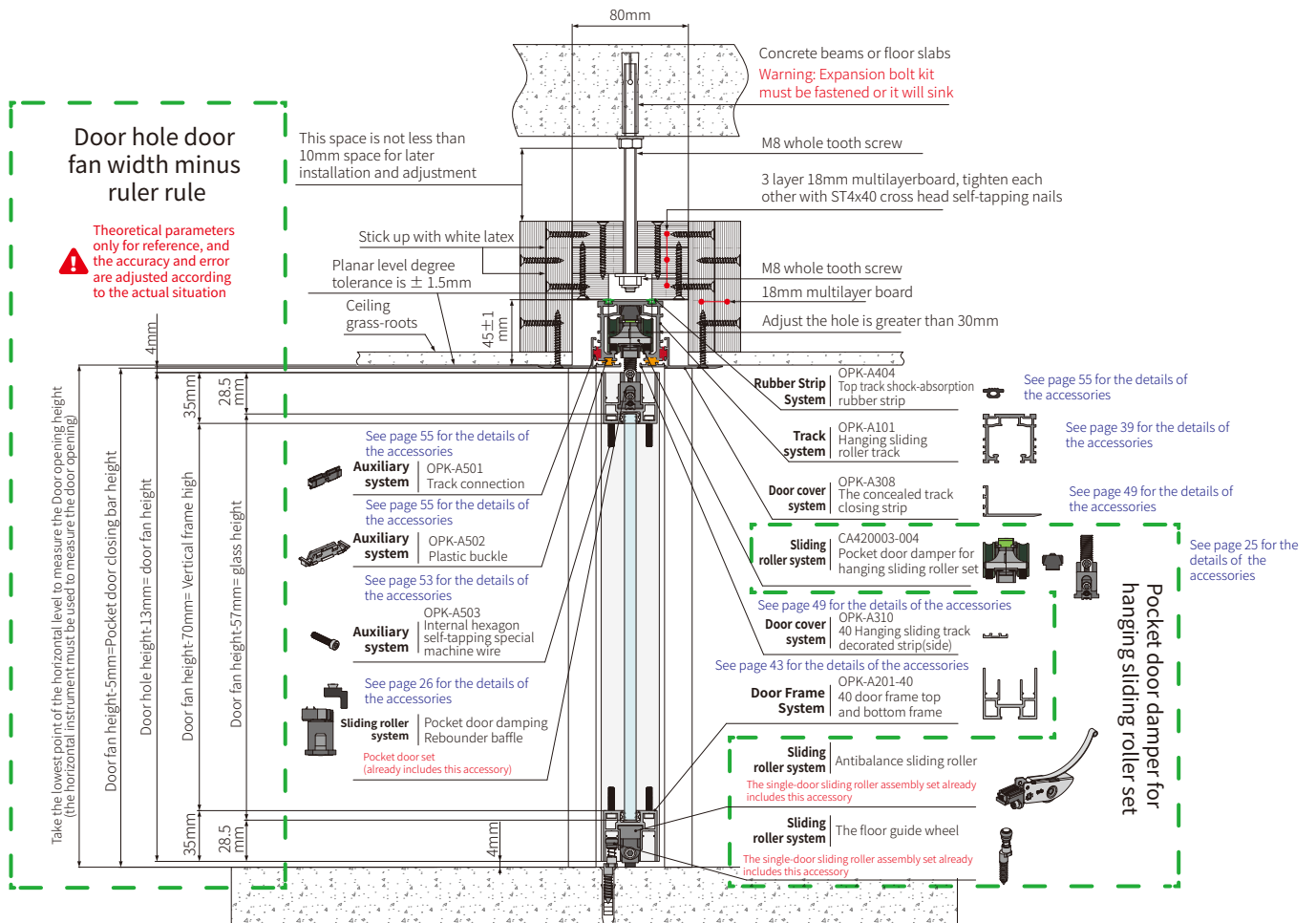
Application solution

- Hanging sliding single pocket door
- The hanging concealed track

Door opening front view



Door opening sectional view



Application solution

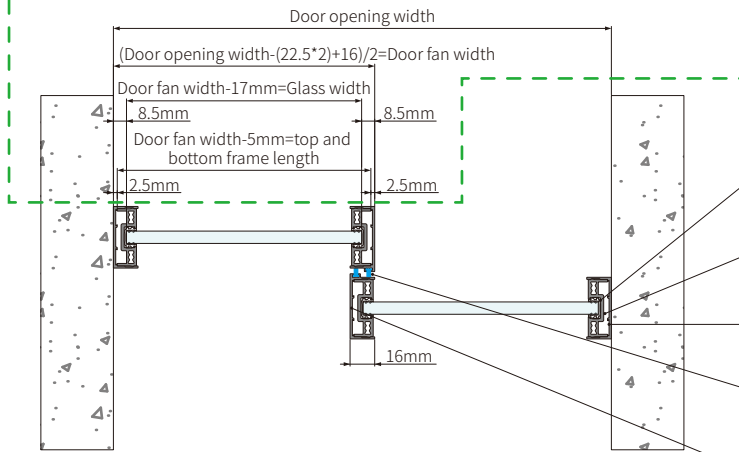
- Intelligent electric door
- The hanging sliding concealed track(overlap sliding)



Door Opening Top View

Door hole door fan width minus ruler rule

⚠ Theoretical parameters only for reference, and the accuracy and error are adjusted according to the actual situation

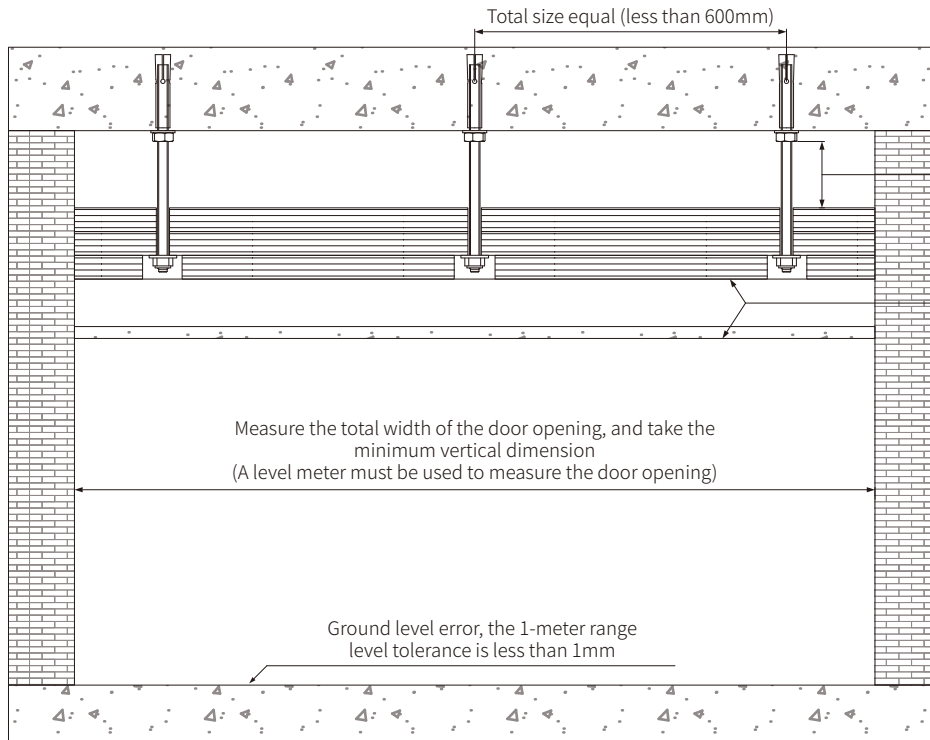


	See page 53 for the details of the accessories			
Rubber Strip System	OPK-A408 8mm Glass rubber strips (for Single Glass)	OPK-A409 9mm Glass rubber strips (4mm+4mm thick laminated glass)	OPK-A410 10mm Glass rubber strips (for Single Glass)	No glue strip 11mm (5mm+5mm thick laminated glass)
Door Frame System	OPK-A202-40 40 Door frame-Vertical Frame(inside)		See page 43 for the details of the accessories	
Door Frame System	OPK-A203-40 40 Door frame-Vertical Frame(outside)		See page 43 for the details of the accessories	
Rubber Strip System	OPK-A403 wool top		See page 53 for the details of the accessories	
Door Frame System	OPK-A204-40 40 Door frame-Vertical Frame(External clasp)		See page 43 for the details of the accessories	

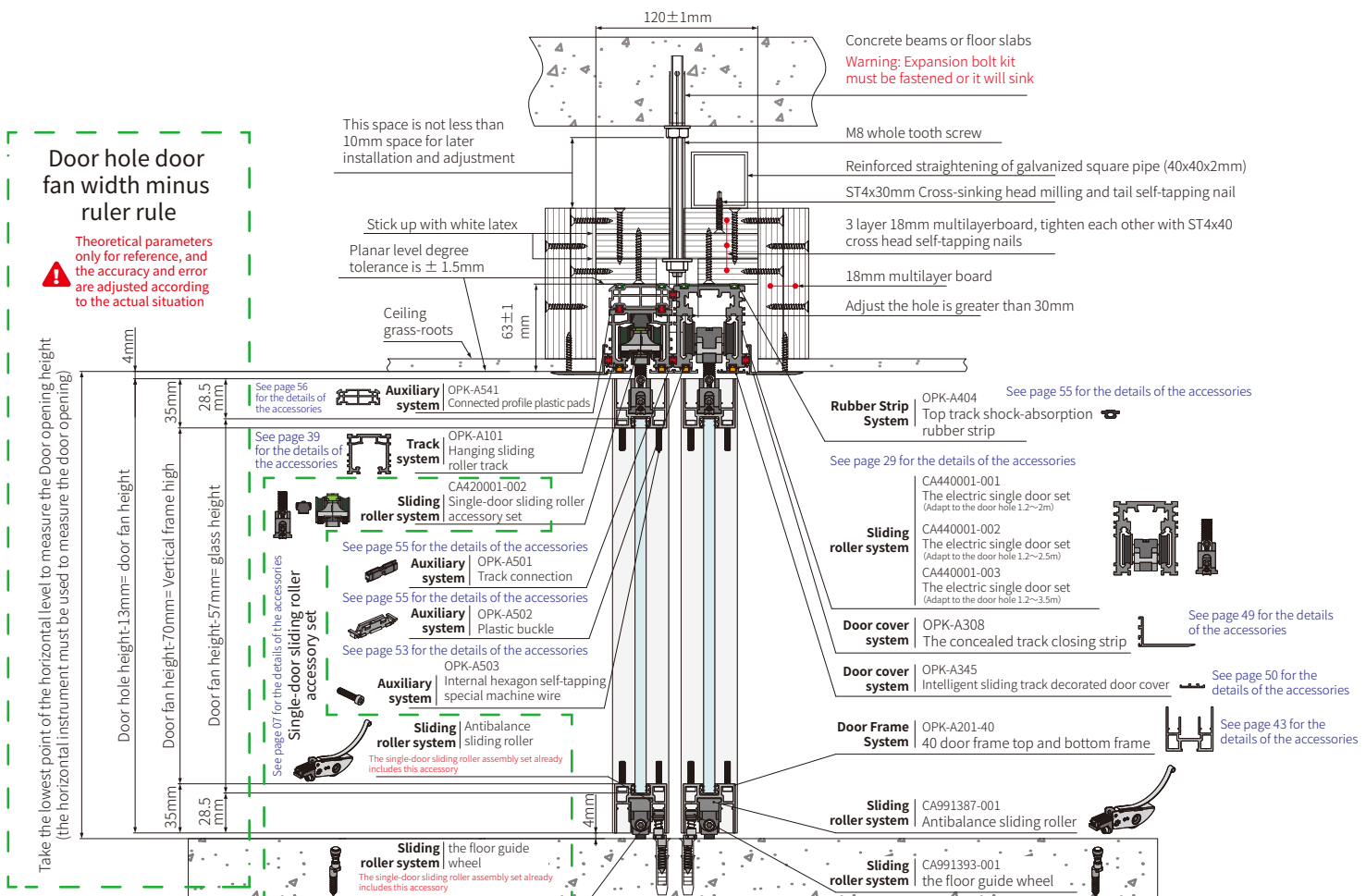
Application solution

- Intelligent electric door
- The hanging sliding concealed track(overlap sliding)

Door opening front view



Door opening sectional view

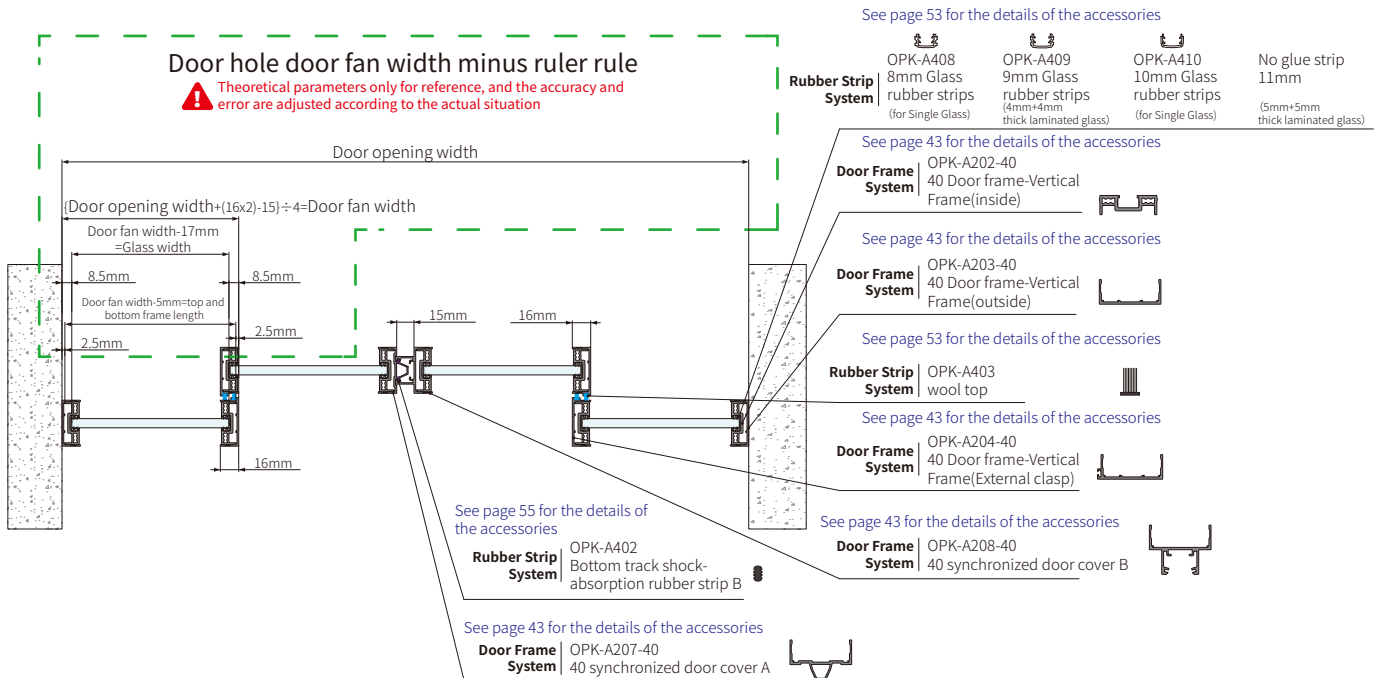


Application solution

- Intelligent electric door
- The hanging sliding concealed door(Synchronized)



Door Opening Top View

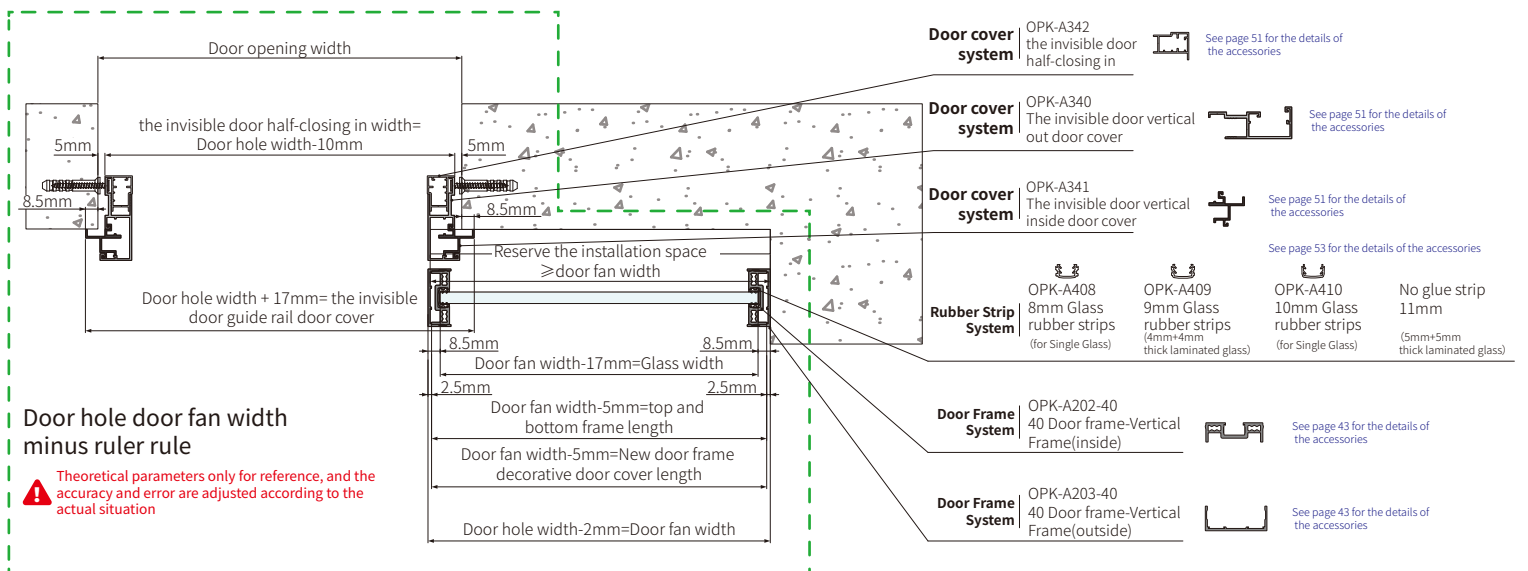


Application solution

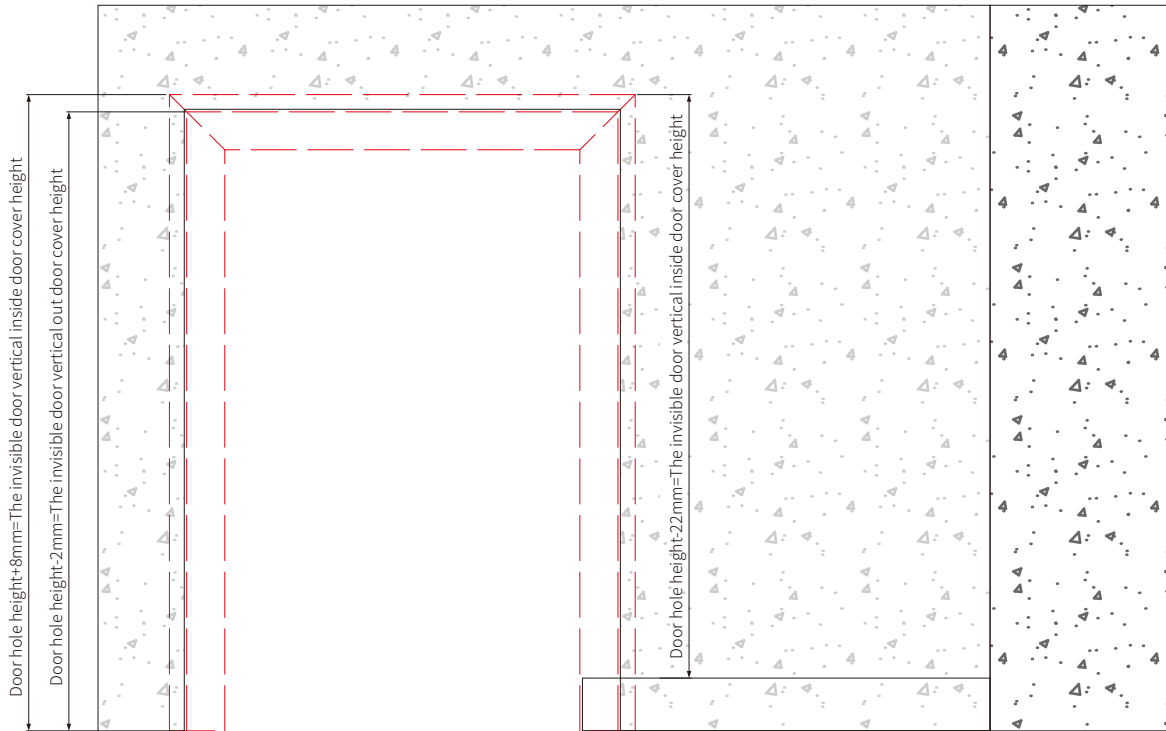
— The Invisible door



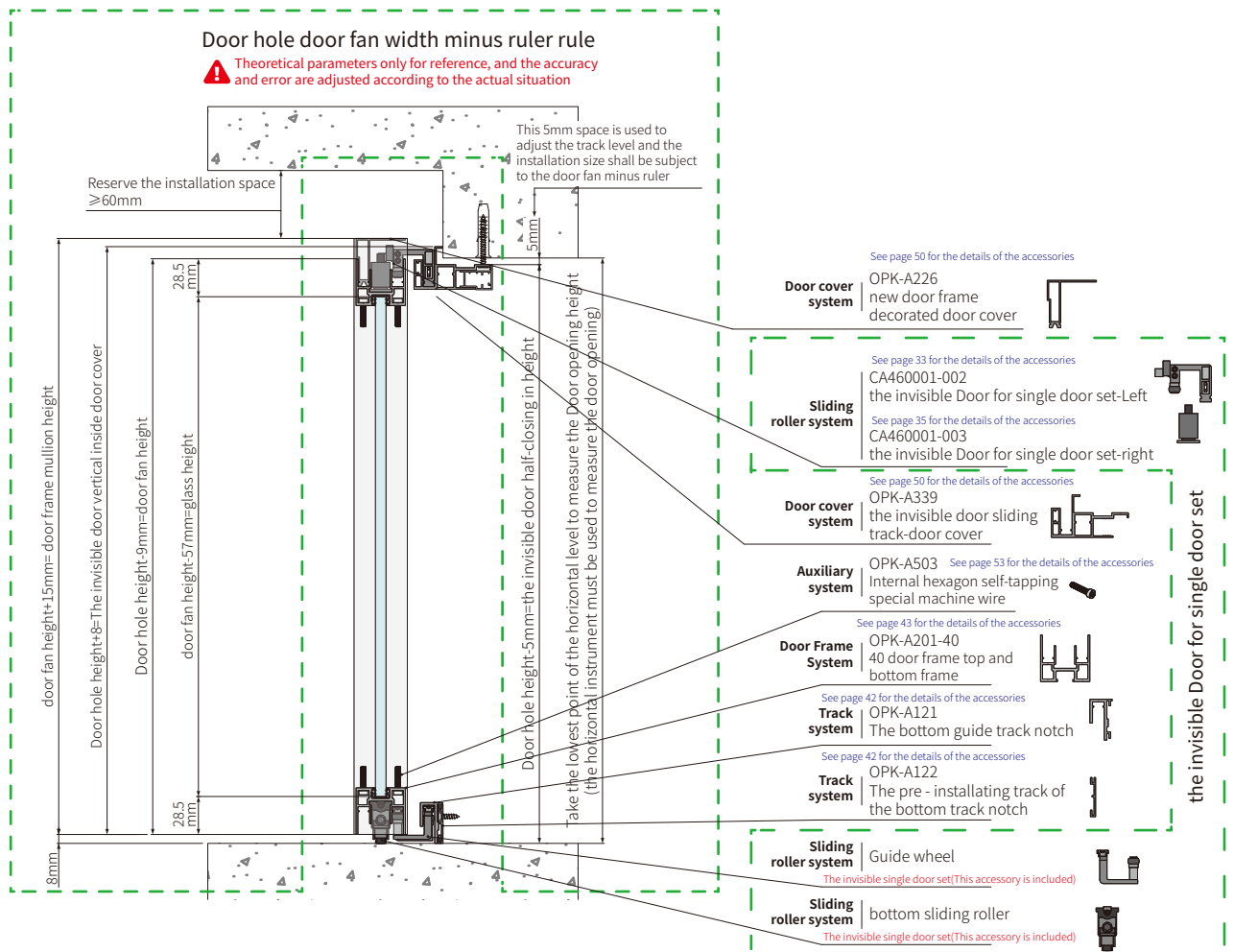
Door Opening Top View



Door opening front view



Door opening sectional view



Application solution

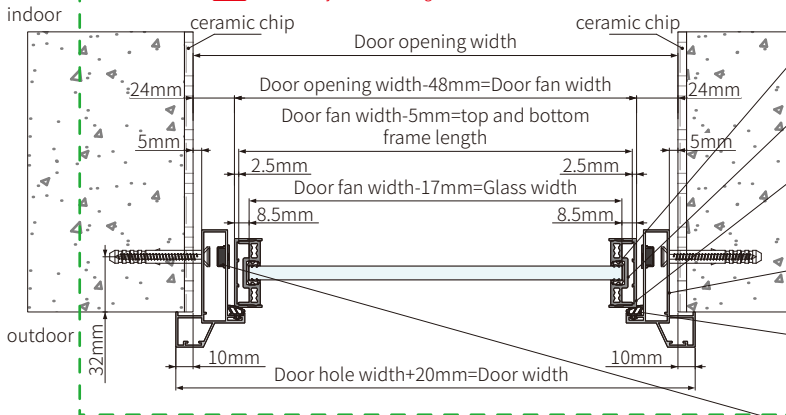
- The swing door
- Half door cover



Door Opening Top View

Door hole door fan width minus ruler rule

! Theoretical parameters only for reference, and the accuracy and error are adjusted according to the actual situation



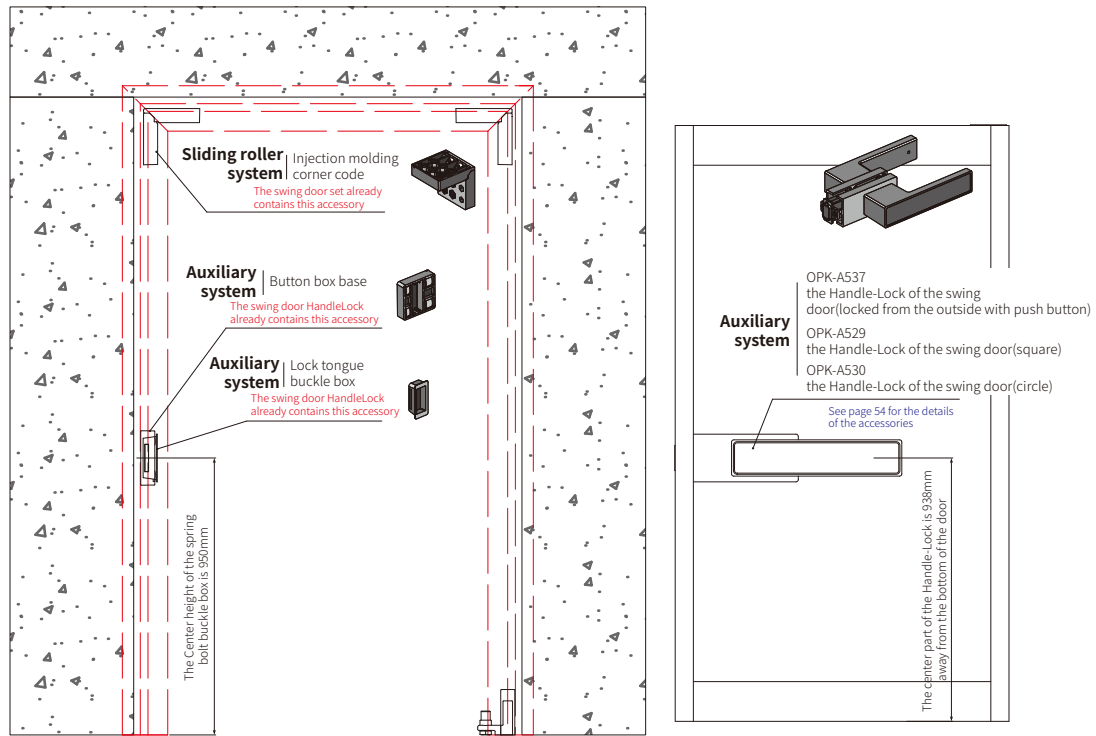
See page 53 for the details of the accessories

Rubber Strip System	OPK-A408 8mm Glass rubber strips (for Single Glass)	OPK-A409 9mm Glass rubber strips (4mm+4mm thick laminated glass)	OPK-A410 10mm Glass rubber strips (for Single Glass)	No glue strip 11mm (5mm+5mm thick laminated glass)
Door Frame System	OPK-A202-40 40 Door frame-Vertical Frame(inside)	OPK-A203-40 40 Door frame-Vertical Frame(outside)		See page 43 for the details of the accessories
Door cover system	OPK-A323 the swing door outside closing and inside open door cover			See page 51 for the details of the accessories
Rubber Strip System	OPK-A416 The buffer rubber strip of the Swing door			See page 55 for the details of the accessories
Sliding roller system	crew hole decorative cover The swing door set already contains this accessory			See page 37 for the details of the accessories

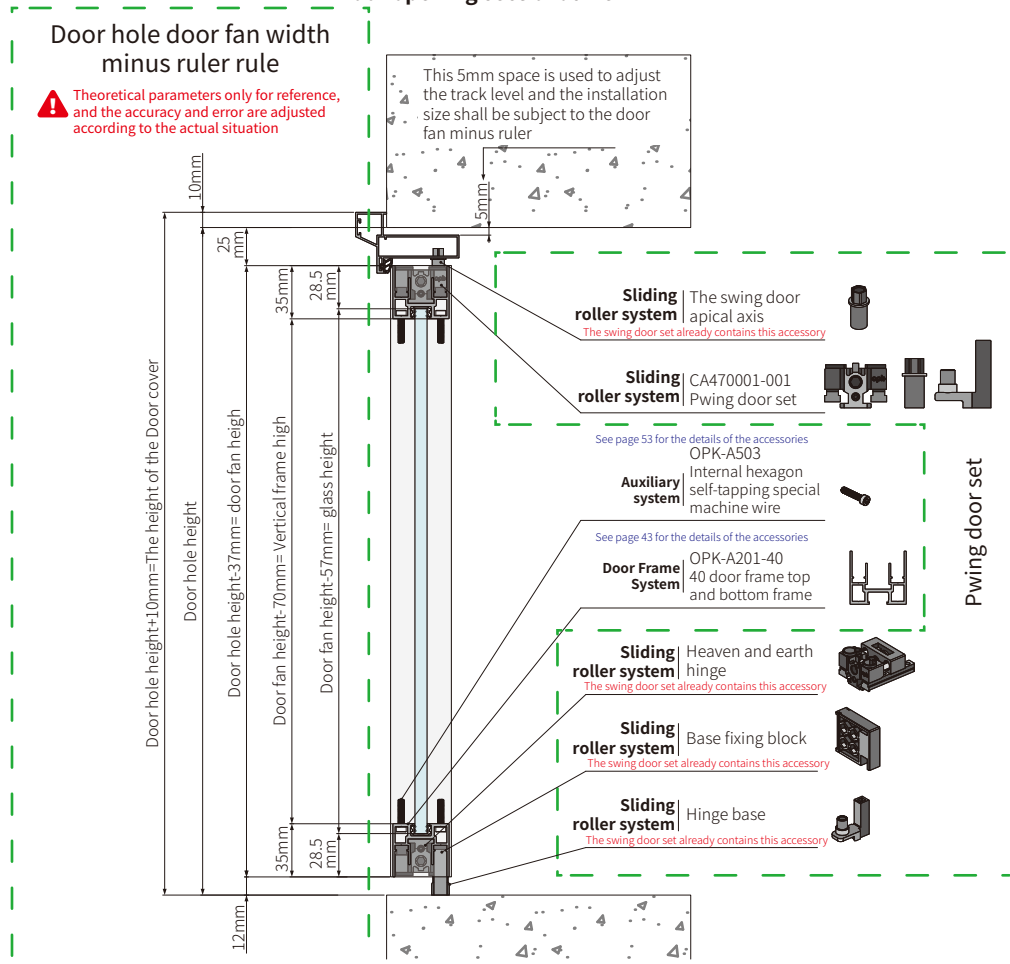
Application solution

- The swing door
- Half door cover

Door opening front view



Door opening sectional view

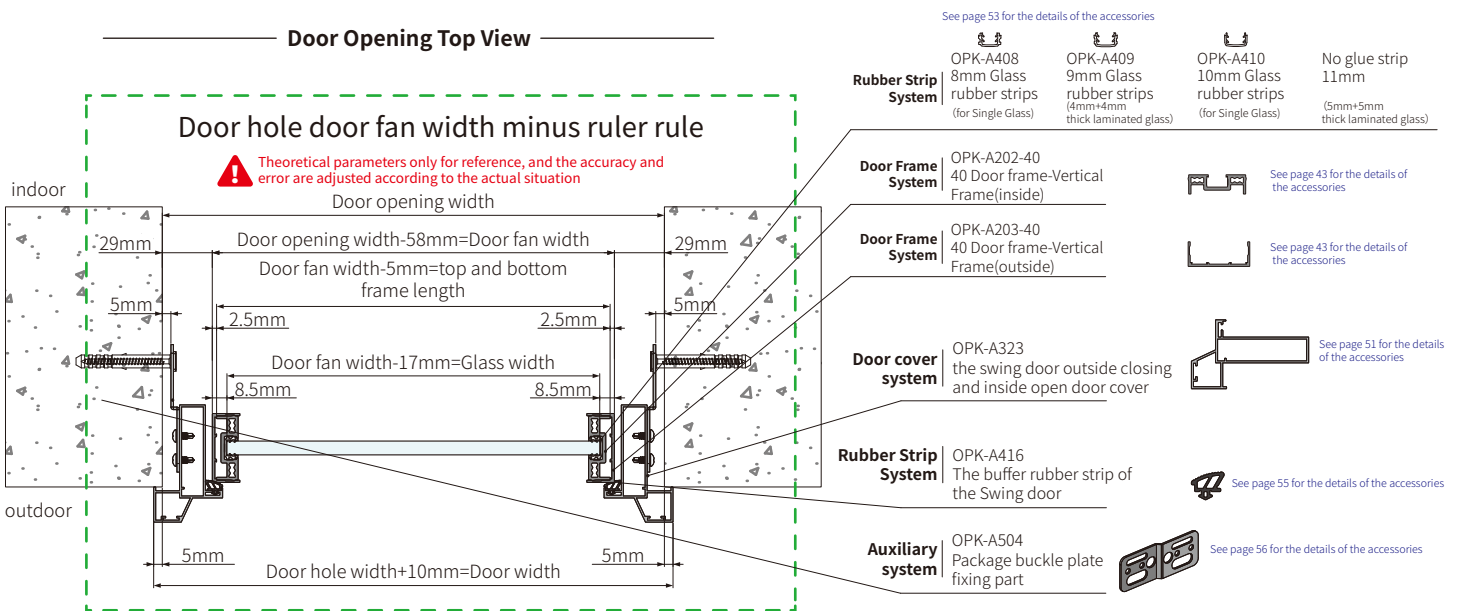


Application solution

- The swing door
- Half door cover



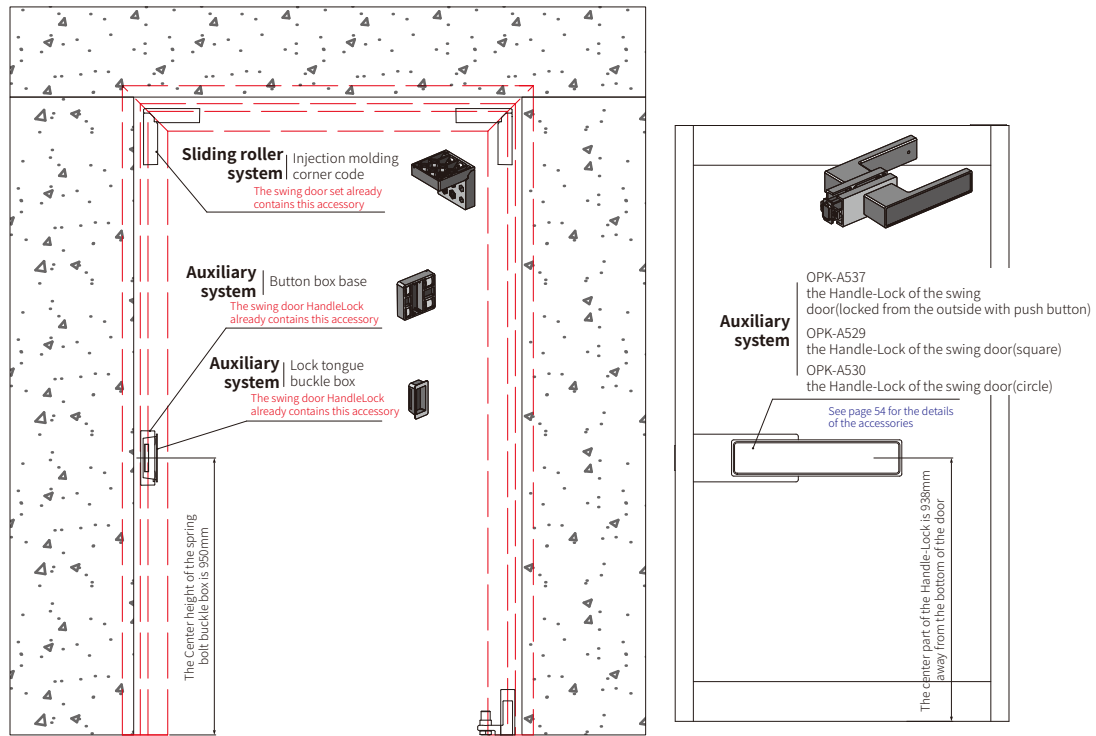
Door Opening Top View



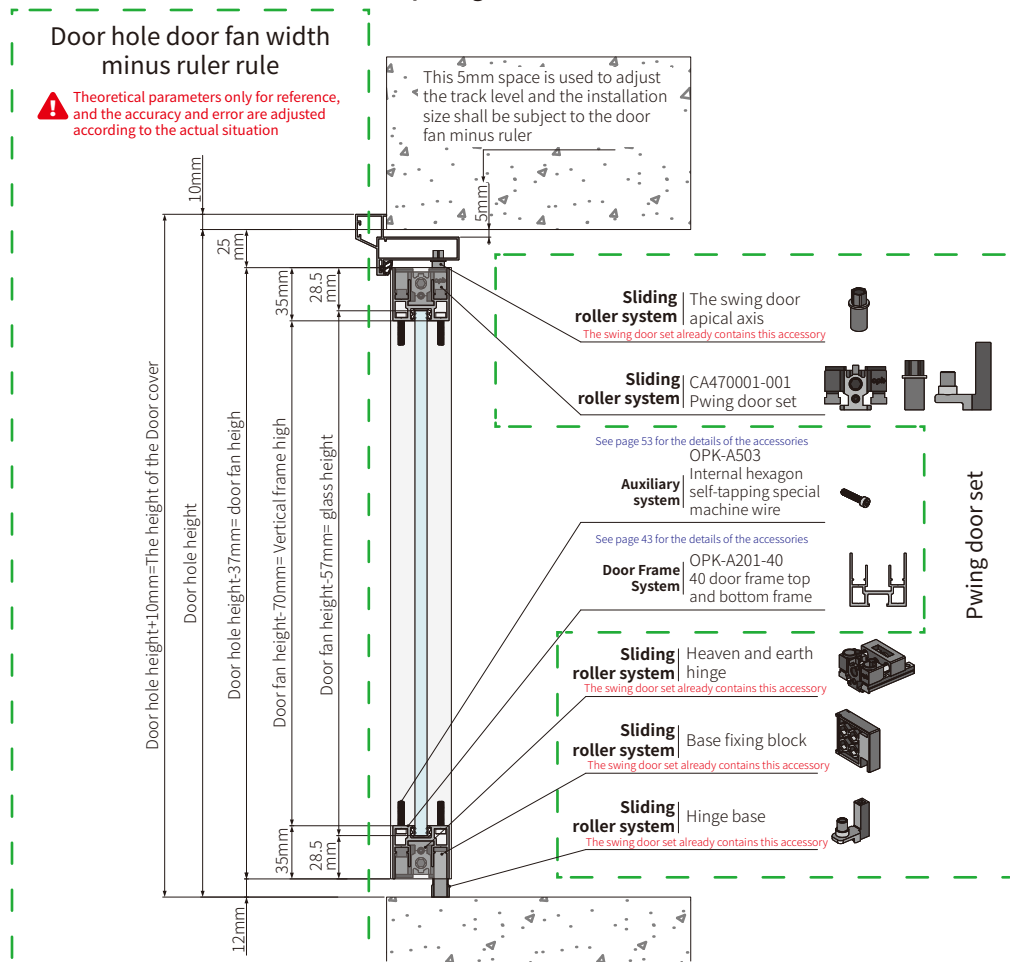
Application solution

- The swing door
- Half door cover

Door opening front view



Door opening sectional view



opk[®] system

Sliding door and window
system expert

OPK SMART HOME TECHNOLOGY CO.,LTD

ADD: NO.11, Ruihe Road,YongningLuosha, Xiaolan

Town, Zhongshan City, GD., China.

TEL: 400 804 9989

FAX: 0760-2227 9177

[Http://www.opike.cc](http://www.opike.cc) E-mail: sales@opk.cc

2023.04 Printed

Image shown in this catalog is indicative only . If there is any inconsistency between the image and the actual product you receive , the actual product will govern.



Official Accounts



Video Accounts



Tik Tok